

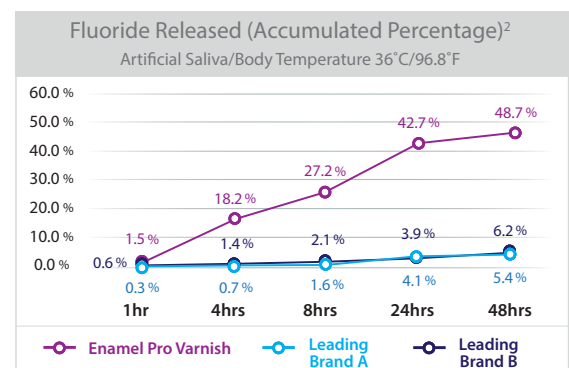
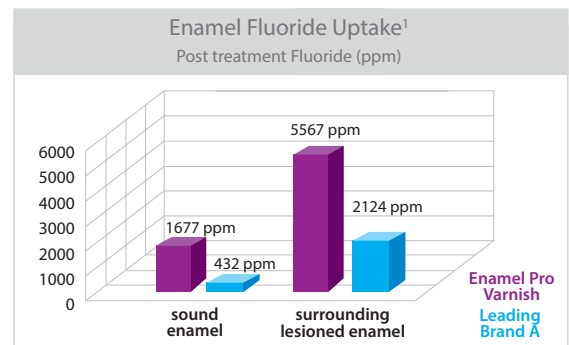
## The *only* Varnish with ACP technology

A powerful tool against  
hypersensitivity



## Enamel Pro® Varnish 5% Sodium Fluoride Varnish

A powerful tool against hypersensitivity! Enamel Pro® Varnish with ACP technology (amorphous calcium phosphate) administers more desensitizing efficiency and greater enamel protection to your patients. Uniquely formulated to diminish hydraulic conductance by 73%, Enamel Pro® Varnish delivers 4x the fluoride uptake compared to other varnishes into the enamel surface, sub-surface, and dentin tubules to reduce thermal and post-operative hypersensitivity quickly.<sup>1,2</sup> The available calcium and phosphate ions delivered by ACP technology protect and repair the tooth's surface.<sup>3</sup> Enamel Pro Varnish's thin layer application and appealing flavors ensure increased patient acceptance.



In a study evaluating incubation conditions on fluoride release in vitro, Enamel Pro Varnish displayed greater fluoride release than leading brands.<sup>2</sup>

# Protect your patients' teeth!



## ACP ions + fluoride provide:



4X more fluoride uptake into enamel than other varnishes<sup>1,2</sup>



Reduces hydraulic conductance by 73%<sup>3</sup>



Protects & repairs tooth surface<sup>3</sup>



Thin layer application & appealing flavors ensure patient acceptance



Enamel Pro Varnish is easy to apply and aesthetically pleasing.



[View Easy Application Video](#)

[www.youtube.com/PremierDentalProduct](http://www.youtube.com/PremierDentalProduct)

## Ordering Information

5% NaF Varnish - Box of 35

9007540 Strawberries 'n Cream 0.40ml

9007541 Bubblegum 0.40ml

9007547 VanillaMint 0.40ml

9007542 Bubblegum 0.25ml

Box of 200

9007543 Strawberries 'n Cream 0.40ml

9007544 Bubblegum 0.40ml

9007545 VanillaMint 0.40ml



## Indications for Use

Enamel Pro® Varnish is a fluoride-containing preparation for the treatment of dentinal hypersensitivity and for the reduction of post-operative sensitivity.

## Easy Application

- ✓ Peel off foil top, stir varnish with applicator brush, mix thoroughly
- ✓ Apply thin coat of varnish across tooth surfaces
- ✓ Sets on contact with saliva

**premier** Inspired solutions for daily dentistry®



Premier® Dental Products Company • 1710 Romano Drive, Plymouth Meeting, PA 19462, USA

Phone 888-670-6100 • 610-239-6000 • Fax 610-239-6171 • [premierdentalco.com](http://premierdentalco.com) • E-mail: [info@premierdentalco.com](mailto:info@premierdentalco.com)


## Get Dual Action Power with Enamel Pro®

Removes Stains +  
Repairs Enamel<sup>1</sup>



## Enamel Pro® Propy Paste

Enamel Pro with Dual Action Power is different. It's the only prophy paste that effectively removes stains and repairs enamel. With its unique formulation with ACP (amorphous calcium phosphate) technology, Enamel Pro promotes 31% more fluoride uptake which helps repair the tooth surface<sup>1</sup> for brighter, whiter smiles.



*Dual Action Power = Effective Stain Removal +  
Enamel Repair powered by ACP Technology*



Effective stain removal  
*Superior polish for brighter, whiter,  
more lustrous smiles<sup>2,3</sup>*



Provides amorphous  
calcium phosphate (ACP)  
*Helps repair enamel through  
fluoride uptake*



Minimizes splatter & easy to rinse  
*Safely leaves teeth clean & smooth*



Fun swirls & great flavors  
*For happy patients*

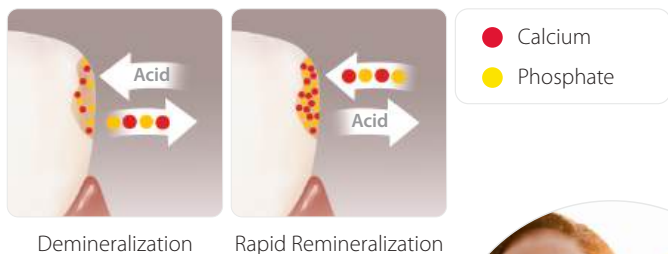




# Enamel Pro® Prophy Paste



Innovative products with ACP technology provide an arsenal of staged – potential with the use of calcium and phosphate ions.



## Greater luster for whiter, brighter teeth<sup>2,3</sup>

Zygo® non-contact profilometry intensity map profiles



Each box of Enamel Pro® contains 200 single-use cups and a Comfy-Grip™ prophy cup holder



### Box of 200 – With Fluoride

- 9007600 Mint Fine
- 9007601 Mint Medium
- 9007602 Mint Coarse
- 9007603 Mint Extra Coarse
- 9007617 VanillaMint Fine
- 9007618 VanillaMint Medium
- 9007619 VanillaMint Coarse
- 9007620 RaspberryMint Fine
- 9007621 RaspberryMint Medium
- 9007622 RaspberryMint Coarse
- 9007607 Strawberry Fine
- 9007608 Strawberry Medium
- 9007609 Strawberry Coarse
- 9007630 Mixed Berry Fine
- 9007627 Mixed Berry Medium
- 9007631 Mixed Berry Coarse
- 9007610 Grape Fine
- 9007611 Grape Medium
- 9007612 Grape Coarse
- 9007614 Bubblegum Fine
- 9007615 Bubblegum Medium
- 9007616 Bubblegum Coarse
- 9007604 Cinnamon Fine
- 9007605 Cinnamon Medium
- 9007606 Cinnamon Coarse

### Without Fluoride

- 9007613 Mint Coarse



- 9007650 Comfy-Grip™ cup holder (3)

**premier** Inspired solutions  
for daily dentistry®



Premier® Dental Products Company • 1710 Romano Drive, Plymouth Meeting, PA 19462, USA  
Phone 888-670-6100 • 610-239-6000 • Fax 610-239-6171 • premierdentalco.com • E-mail: info@premierdentalco.com

1. A Dental Products Testing study on fluoride shows that Enamel Pro provides 31% greater fluoride uptake into the enamel than pastes without ACP. / 2-3. Data on file.

**New & Improved!**

**Put a smile on  
your patient's face**



**Great New  
Flavors!**  
**Single-Touch  
Brush Dispenser!**



## Tastytooth® 5% Sodium Fluoride Varnish

New and improved Tastytooth® 5% Sodium Fluoride Varnish will put a smile on your patient's face. Create a satisfying experience with our high-impact flavors, featuring a blend of xylitol and sucralose. Our silky smooth formula is easy to apply, affordably designed and gluten-free.



Enhanced flowability –  
*Smoother application to all areas*



Better visualization –  
*Reduces treatment time & nice aesthetics*



Better consistency –  
*Easy to cover occlusal surfaces evenly*



New single-touch brush dispenser –  
*Single unit release, avoids cross contamination*



**new!**

*single-touch  
brush dispenser*

# Tastytooth®

5% Sodium Fluoride Varnish

Contents: 100 (0.5mL) single-dose, 100 brushes with dispenser and Directions for Use.

- 9007590 **new!** Mint
- 9007591 **new!** Blue Raspberry
- 9007592 **new!** Bubblegum

Post-treatment patient care instructions are available for download at [premierdentalco.com](http://premierdentalco.com)



# Glitter®

Prophy Paste

Glitter® prophylaxis paste delivers effective stain removal at a fair price. Its smooth, pliable and splatter-free paste cleans teeth quickly and effectively. Best of all, Glitter leaves your patients with the great, clean smiles they desire.

### Professional polishing – exceptional value!

- ✓ Delivers effective stain removal – *for a whiter smile*
- ✓ Cleans teeth quickly and effectively – *easy to rinse off*
- ✓ Smooth, pliable and splatter-free – *great for you and your patients*



Each box of Glitter® contains 200 individual cups and a Comfy-Grip™ prophy cup holder

| Box of 200 – With Fluoride | Fine    | Medium  | Coarse  |
|----------------------------|---------|---------|---------|
| Mint*                      | 9007400 | 9007402 | 9007404 |
| Cherry                     | —       | 9007412 | 9007414 |
| Strawberry                 | 9007420 | 9007422 | 9007424 |
| Bubblegum                  | 9007430 | 9007432 | —       |

\*Mint flavor also available in Extra Coarse 9007406; without fluoride in Medium 9007442 and Coarse 9007440



Premier® Dental Products Company • 1710 Romano Drive, Plymouth Meeting, PA 19462, USA  
 Phone 888-670-6100 • 610-239-6000 • Fax 610-239-6171 • [premierdentalco.com](http://premierdentalco.com) • E-mail: [info@premierdentalco.com](mailto:info@premierdentalco.com)

## AeroPro®

### Cordless Prophy Handpiece

#### AeroPro® Performs Best!

#### Less Aerosol, Exceptional Ergonomics

AeroPro® generates less aerosol, less splatter vs. other leading handpieces according to a new University of California Irvine study\*.

Plus, AeroPro's light-weight, ergonomic cordless and pedal-less handpiece gives you the mobility you want, the choice of prophy angles you like, and the control you need.

- ✓ Less aerosol & less splatter – *precise finger-tip speed control*
- ✓ Promotes hand & wrist health – *lightweight, ergonomic design*
- ✓ Removes stains effectively – *long-lasting power gets you through the day*
- ✓ Unsurpassed 3-year warranty – *handpiece & the battery!*

5500510 AeroPro® Complete Package  
(3) Autoclavable Outer Sheaths,  
1 each: Motor Component, Charging Station,  
AC Adapter, Stand, Box of 500 Disposable Barriers,  
Accessories

Best  
value!

5500500 AeroPro® Basic Kit  
(1) Autoclavable Outer Sheath,  
1 each: Motor Component, Charging Station,  
AC Adapter, Stand, Box of 500 Disposable Barriers,  
Accessories

5500520 AeroPro® Autoclavable Outer Sheath

5500530 AeroPro® Disposable Barriers - Box of 500



DENTAL PRODUCTS REPORT



Accepts most  
disposable angles  
Can be rotated 360°

Quick-touch button  
Easily controls speeds

Dimpled silicone grip  
Improves tactile feel while  
preventing slippage

Quiet and powerful motor  
Constant speed without  
extra pressure

ChargeSMART™  
Battery Technology  
Charges quickly and provides  
lasting power for all day use

\*Based on a University of California Irvine study, 2021.

## THE RESULTS ARE IN: AeroPro® generates less aerosol than the competition\*



\*Effect of Handpiece and Polishing Speed on Volume of Aerosol Generated and Distance of Aerosol Spread Using No Suction. Based on a University of California Irvine study, 2021. Data on file. / Freedom and Infinity are not trademarks of Premier. / 0521069



Less Aerosol,  
Less Splatter



Ergonomic &  
Lightweight



Faster  
Polishing



Cordless-  
Total Mobility

*With times like these, you need to go pro.  
AeroPro – the right product for right now.*



AeroPro® Complete Package Shown


## 2pro®

### Total Access Disposable Propphy Angle

Twice the efficiency.  
Get a 2-fer with 2pro!

Award-winning 2pro is the uber-efficient 2-in-1 disposable propphy angle that helps you easily access hard-to-reach areas of the mouth quickly. One cup. One tip. No extra cost or time to switch. Which means a better cleaning experience, happier patients and less chair time! 2pro is your all in one polishing angle.

- ✓ Patented gearless, jam-free design – *quiet, smooth polishing*
- ✓ Angled neck for easier total access – *makes hard-to-clean areas a breeze*
- ✓ Advanced 2-in-1 design – *saves time, improves workflow*
- ✓ Convenient access tip – *efficiently cleans around ortho bracket*



|                             | Bag of 144 | Bulk Package (1,000 angles) |
|-----------------------------|------------|-----------------------------|
| Soft/Short Cup (purple cup) | 5500101    | 5510001                     |
| Firm/Short Cup (blue cup)   | 5500102    | 5510002                     |
| Soft/Long Cup (white cup)   | 5500103    | 5510003                     |
| Firm/Long Cup (green cup)   | 5500104    | 5510004                     |

Order through your authorized dealer.



Zero to White in 15 minutes!



## Perfecta® REV!® 14% Hydrogen Peroxide


Perfecta® REV!® is a breakthrough in take-home teeth whitening! Now your patients can get an affordable, professional strength, high-percentage H<sub>2</sub>O<sub>2</sub> gel that whitens teeth with just 15 minutes of daily wear time. REV!'s patented water-based gel hydrates as it whitens to keep sensitivity in check. No more frustration in dealing with time-consuming 'solutions' that often leave non-compliant patients with disappointing results. And Perfecta REV!'s fresh mint rinse with vitamin C boosts the whitening effect even more – without gimmicks like light or heat.

### Powerful Whitening Gel

- 14% Hydrogen Peroxide – 55% higher concentration than the leading brand
- 15-minute daily wear time – Just half the time of other take-home systems
- Patented gel hydrates teeth as it whitens - 66% less sensitivity than the leading strips<sup>1</sup>

### Refreshing Finishing Rinse

- Provides boost to whitening effect – activates residual hydrogen peroxide ions
- Formulated with vitamin C - promotes healthy gums after treatment
- Clean & fresh cool mint feeling – patients love it!



THE DENTAL  
ADVISOR  
★★★★


### Patient Pak (shown above) 4000142

Contains: 2 - 3cc syringes, 2 dispensing tips and finishing rinse, patient and doctor's instructions. Enough material for a two-week treatment.

### Refresher Pak 4000141

Contains: 1 - 3cc syringe, 1 dispensing tip and finishing rinse, patient instructions. Ideal for touch-ups to avoid rebound after in-office whitening.

Call Premier Customer Service at  
888-670-6100 for the availability  
of FREE promotional material.



## Perfecta® Bravó® 9% Hydrogen Peroxide

*Only 30 minutes, once a day. Patented water-based formulation hydrates teeth as they whiten to avoid sensitivity.*

**Bravó Patient Pak** 4000092

**Complete 2-week patient treatment.** Contains: 4 - 3cc syringes with dispensing tips, patient instructions, and doctor's instructions

**Bravó 50 Pak** 4000094

Contains: 50 - 3cc syringes with dispensing tips, 12 patient instructions and doctor's instructions.

**Bravó Touch-Up Pak** 4000091

Contains: 1 - 3cc syringe with dispensing tip and patient instructions.



## Perfecta® Carbamide Peroxide

*Perfecta® carbamide peroxide gels are formulated with a predominantly glycol base for minimal dehydration and sensitivity. Wear time varies.*

**Perfecta Patient Pak**

**Complete 2-week patient treatment.** Contains: 6 - 3cc syringes with dispensing tips, tray case, tray material, patient instructions, doctor's instructions, and cosmetic patient pouch.

|     | Unflavored | Mint    |
|-----|------------|---------|
| 16% | 4000161    | 4000162 |
| 21% | 4000211    | 4000212 |

**Perfecta 50 Pak**

Contains: 50 - 3cc syringes with dispensing tips, 8 patient instructions, doctor's instructions.

|     | Unflavored | Mint    |
|-----|------------|---------|
| 16% | 4004160    | 4004165 |
| 21% | 4004210    | 4004215 |

**Standard Tubes 2-arch supply per tube**

A tremendous value with 2 ounces (59cc) of whitening gel in a squeeze tube. Ideal for long-term cases (tetracycline) or for several members in the same family to whiten simultaneously.

|                   | Mint    |
|-------------------|---------|
| 11% Standard Tube | 4007115 |
| 16% Standard Tube | 4007165 |
| 21% Standard Tube | 4007215 |

**Accessories**

|   |         |
|---|---------|
| Tray Cases (24 Pearl White)               | 4008311 |
| 0.040" Tray Material, 5" x 5" sheets (25) | 4008305 |
| Perfecta Block Out Resin                  | 4008300 |
| Tray Magic™ Soft Tray Trimmer 110V        | 4008200 |
| Cosmetic Pouches (6)                      | 4008315 |

### Perfecta 16%

Can remove a full range of stains including those resulting from tobacco, dark beverages and even tetracycline. Wear time can be adjusted for light stains and for those patients with a history of thermal sensitivity.

### Perfecta 21%

Tetracycline stains, fluorosis. Dispense only to compliant patients with no history of thermal sensitivity.



### Perfecta Standard Tubes



Tray Magic™ Soft Tray Trimmer  
Not available in Canada.

**premier®** Inspired solutions  
for daily dentistry®



premusa.com/promise

Premier® Dental Products Company • 1710 Romano Drive, Plymouth Meeting, PA 19462, USA

Phone 888-670-6100 • 610-239-6000 • Fax 610-239-6171 • www.premusa.com • E-mail: dentalinfo@premusa.com

1. Clinical Evaluation of Bleaching Efficacy of Two Different Systems, Sheila Koh, D.D.S., F.A.G.D. University of Texas Health Science Center at Houston - Dental Branch, December 2004.



Introducing!



## Vac Attak™ GREEN

Safe, Effective and EPA-Compliant Evacuation System Cleaner

New Vac Attak™ GREEN is a high-performance evacuation system cleaner designed to comply with the EPA's Clean Water Act. Using powerful enzymes that get the job done, Vac Attak GREEN's environmentally-friendly formula meets the ADA's best management practices. With a neutral pH, its non-foaming and non-corrosive formula has no chlorine or oxidizing agents. Safe and gentle for every day use with all amalgam separators, this evacuation system cleaner is still Vac Attak-tough to clean your lines of bio-burden, prophy paste and fluoride gels.

- ✓ Powerful enzymatic, EPA-compliant cleaner
  - ✓ Compatible with amalgam separators
    - pH neutral
    - No chlorine
    - No oxidizing agents
    - Non-foaming
    - Non-corrosive
  - ✓ Up to 80 cleanings per jar
  - ✓ Economical and easy-to-use powder
  - ✓ Fresh citrus scent
- 9011105 Six, 800g jars with scoop dispenser



**premier** Inspired solutions  
for daily dentistry®

## Brite Shield™

### Instrument Cleaner and Protectant

- ✓ Static soak and ultrasonic cleaner
- ✓ Removes glass ionomer, carboxylate, zinc phosphate cements and bio-burden
- ✓ Unique passivation process coats instruments restricting ruts and corrosion
- ✓ Removes alginate and stone from impression trays
- ✓ Economical and easy to use.

One jar makes up to 34 gallons

9011100 Six, 800g jars with scoop dispenser



## Vac Attak™

### Evacuation System Cleaner

- ✓ Especially effective on prophy paste and fluoride gels
- ✓ Fast-acting
- ✓ Environmentally friendly
- ✓ Economical and easy to use
- ✓ Up to 100 cleanings per 800g jar

9011101 Six, 800g jars with scoop dispenser



## Pro Clean™

### Professional Strength Tartar and Stain Remover for Dentures, Partials, Retainers and Night Guards

- ✓ Extremely effective cleaner
- ✓ Environmentally friendly
- ✓ Easy to mix and use during patient's prophy or dispense for patient home use

9011103 Box of 25 packets

9011102 Case of 10 boxes - (25 packets/box)

**premier®** Inspired solutions  
for daily dentistry®

Made in the U.S.A.



Premier® Dental Products Company • 1710 Romano Drive, Plymouth Meeting, PA 19462, USA  
Phone 888-670-6100 • 610-239-6000 • Fax 610-239-6171 • premierdentalco.com • E-mail: info@premierdentalco.com



## RC-Prep®

Root Canal Preparation Cream for  
Chemo-Mechanical Preparation of Root Canals

### Direct Application Into the Canal

RC-Prep's unique formulation of glycol, urea peroxi and EDTA in a special water-soluble base helps to remove calcifications and lubricates the canal to permit more instrumentation. RC-Prep is also excellent for use with apex locators, as it permits consistently reliable readings.

- 9007132 18g pump (case of 10)†
- 9007133 227g jar
- 9007131 18g jar (case of 10)†
- 9007135 2 - 9g filled syringes (case of 10)†
- 9007129 Syringe kit (5) 3cc syringes and 50 tips
- 9007127 Plastic tip refill (50) (for use with 9g syringe)
- 9007139 Metal Syringe tip refill (for use with 3cc syringe)
- 9007138 RC-Prep MicroDose intro kit (100) pipettes and (2) autoclavable syringes
- 9007137 RC-Prep MicroDose refill (100) pipettes
- 4009099 MicroDose syringe pack (3) syringes

CE  
0470

† Individual units available through your dealer

#1  
Selling

Root Canal Preparation  
Cream in America!



### RC-Prep Technique



RC-Prep is easily introduced into the canal directly via the MicroDose Pipette or a reamer, file or root canal filler. As RC-Prep cleans and lubricates, instruments cut freely without binding.



When RC-Prep reacts with sodium hypochlorite solution, pulp debris is actually lifted out of the canal. The pulp chamber is brightened, helping to locate additional canals.



With RC-Prep and proper instrumentation, the canal is thoroughly debrided. Dentin tubules and lateral canals are opened and cleaned, essential for successful treatment.

1. SDM 2016.



www.premusa.com



## RC-Prep Root Canal Preparation Cream 9007135





# Traxodent®

Hemodent® Paste Retraction System

The #1 choice for hemostasis and retraction

Premier's award-winning retraction paste is now available in syringe or unit dose, you choose!



## Traxodent®

Hemodent® Paste Retraction System

Photos courtesy of  
Dr. Yue Weng Cheu, DDS, FRACDS



Traxodent applied



Post-op

## Traxodent® the #1 choice<sup>1</sup> for hemostasis & retraction

Looking for a better solution that delivers quicker hemostasis and retraction...plus a better patient experience too? Award-winning\* Traxodent is the #1 choice among dental professionals because it works fast, helps capture accurate impressions and rinses away easily. No film residue—no worries! Use it alone, with cord, or a retraction cap for greater gingival deflection. And since Traxodent doesn't irritate or discolor surrounding tissue, patients leave happier too. Predictable results and reduced chair time. Every time.

### Only Traxodent delivers...

- ✓ Effective hemostasis & retraction  
– *predictable results and accurate impressions*
- ✓ Fast and easy handling  
– *works within 2-3 minutes*
- ✓ Rinses clean with no residue  
– *no interference with future bonding & cementation*
- ✓ Versatile  
– *use alone, with retraction cap or cord*

**“Traxodent is too good not to use ... much less stressful and far less time consuming than packing cord.”**

*- James Falk, DDS; Phoenix, AZ*



View online tutorial at [premierdentalco.com](http://premierdentalco.com)

\*Traxodent is the winner of the Dental Product Shopper 'Best Product' award for 2018. / 1. SDM Northcoast, North America 2022.

### Crown and Bridge with Retraction Cap

Using a retraction cap with Traxodent for crown and bridge procedures simplifies moving the paste into the sulcus and provides an atraumatic method for greater retraction. The pressure from the cap quickens and assists hemostasis while the absorbent cotton cap soaks up the fluid in the sulcus. Additionally, the cap quickly brings Traxodent into close contact with the hemorrhaging tissue, which allows the astringent properties to work faster.



Syringe Traxodent and place retraction cap on prep; have patient bite down on cap for 2 minutes.



Tooth is prepared for a clean impression.

Photos courtesy of Dean Elledge, DDS, MS Wichita State University, AEGD

### Crown and Bridge with Retraction Cord

Traxodent is ideal to replace the second cord in the double cord technique. This technique saves time and lessens the discomfort to the patient while providing greater retraction. Traxodent easily rinses away, eliminating the occurrence of break-through bleeding when removing the second cord.



A single retraction cord is packed around the preps.



Place Traxodent over the cord. Wait 2 minutes.

Photos courtesy of Dean Elledge, DDS, MS Wichita State University, AEGD

### Loose Tissue

For difficult tissue that will not stay retracted, Traxodent can be used with retraction cord and cap.



Cord is placed.



Place retraction cap on prep; have patient bite down on cap for 2 minutes.



Impression with well-defined margins

Photos courtesy of William Crinzy, DDS MS

### CAD-CAM and Laser Assist Gingival Tissue Procedures

Traxodent is suitable to displace the gingiva before a CAD-CAM scan to get a crisp image without the soft tissue obscuring the view of the margin. Dentists who use lasers for retraction can benefit from Traxodent as it provides excellent post-op hemostasis after laser troughing.



Traxodent is applied around prepared tooth.



After 2 minutes, Traxodent easily rinses away.



Final CAD-CAM restoration.

Photos courtesy of Curtis E. Jansen, DDS

### Routine Hemostasis

Traxodent offers a convenient and effective way to stop and control blood and crevicular seepage for all routine hemostasis procedures. The bendable tips can be positioned for areas that are difficult to reach. It is easy to dispense at the site of bleeding and will stay put, giving the astringent properties of the aluminum chloride a chance to stop the bleeding while providing temporary shrinkage of tissue without additional tissue trauma. The absorbent clay base has an affinity towards oral fluids and blood. It will draw in fluids and easily washes away leaving a clean field behind.



Old restoration is removed then Traxodent is placed.



Rinse after 2 minutes. Bleeding is stopped and field is isolated.

Photos courtesy of Richard H. Nagelberg, DDS, PC

### Ordering Information

- 9007094 Traxodent Unit Dose Pack  
Contains: 24 capsules
- 9007089 Unit Dose Syringe Dispenser (3)
- 9007091 Traxodent Value Pack  
Contains: 25 syringes and 50 tips
- 9007093 Traxodent Starter Pack  
Contains: 7 syringes and 15 tips
- 9007092 Applicator Tips (50)



Ergonomic, autoclavable unit dose syringe dispenser

Sleek syringe with bendable tips

### Premier® Retraction Caps


Anatomic formed cotton caps work synergistically with Traxodent to quicken and assist retraction and hemostasis.

- ✓ Easily guides Traxodent into the sulcus
- ✓ Compression assists and quickens hemostasis
- ✓ Cotton absorbs fluids
- ✓ Anatomic form allows easy placement



- 9048251 Size 1 - Small (120)
- 9048253 Size 3 - Medium (120)
- 9048255 Size 5 - Large (60)
- 9048260 Assorted - (15) #1, (15) #3, (30) #5

## Easy-to-use technique Patient-friendly!



**1** Bend tip for optimal access.



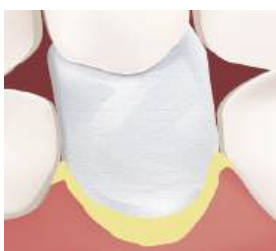
**2** Position tip parallel to axial plane of the tooth.



**3** Dispense sufficient material to displace tissue.



**4** Place Premier® Retraction Cap on tooth structure.



**5** Have the patient bite and maintain pressure on the cap. Wait 2 minutes.



**6** Rinse away, leaving sulcus open and accessible.

### Optional Cord Technique

Traxodent eliminates the need for a second cord.



Place a single strand of retraction cord.



Dispense sufficient material to displace tissue. Wait about 2-3 minutes.



Rinse away, leaving sulcus open and accessible.

**"I can't work without it. The product works better than others of this type and will be kept on-hand in my office daily."**

*-Jeff Kosoris, DDS; MS Waxahachie, TX*

**"When we speak of products that are game-changers, Traxodent is a must-have in anyone's restorative arsenal."**

*- Ron Kaminer, DDS; Hewlett, NY*

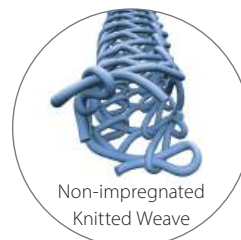
## Knit-Pak™

### Knitted Retraction Cord

Use in combination with Hemodent® or Traxodent® for tissue displacement and hemostasis

- ✓ Carries an abundant quantity of hemostatic solution
- ✓ Compacts under pressure, making it easier to pack
- ✓ Will cut clean and not get entangled in a bur
- ✓ Available in 6 color coded sizes, 100% cotton

Each Knit-Pak contains 100 inches (254 cm) of cord.



|         | Size | Color  |
|---------|------|--------|
| 9007551 | 000  | Green  |
| 9007552 | 00   | Brown  |
| 9007553 | 0    | Purple |
| 9007554 | 1    | Blue   |
| 9007555 | 2    | Orange |
| 9007556 | 3    | Yellow |



A stainless steel cutting blade inside the cap automatically cuts the cord upon closing.



The cord piece is held by the cap until removed, preventing it from dropping. Protects cord piece and container from cross-contamination.

For more information on these and additional products, call 610-239-6000.

Order through your authorized dealer.

Please contact your dealer concerning product availability in your country.

**premier®** Inspired solutions  
for daily dentistry®



[premierdentalco.com/promise](http://premierdentalco.com/promise)

## Reliability & Efficiency

## Want reliable cements?

Premier® has you covered!

### NexTemp®

Non-Eugenol Temporary Resin Cement  
with Fluoride

For your provisional restorations, NexTemp provides firm retention that lasts between visits yet can easily be removed when the time comes. Now available in clear shade!

### ZR-Cem®

Self-Adhesive Universal Resin Cement

Specially formulated for zirconia restoration and an excellent choice for all C&B substrates. Contains a BPO/amine-free initiation system for long lasting color stability.

### Premier® Implant Cement™ Plus

Non-Eugenol Temporary Resin Cement  
for Implant Retained Crowns

Strong, secure retention enables easy, non-destructive crown retrieval if necessary. Unsurpassed radiopacity<sup>†</sup> enables clear visibility on radiographs to help you deliver better patient outcomes.

*Choose Premier cements for reliable and predictable results you can count on – every time.*

### Premier® Universal Primer

Zirconia and Glass Ceramics, Metal and Composite Primer

An ideal primer to increase retention when cementing in less retentive preps (short or over-tapered). It contains two coupling agents, MDP and silane methacrylate for stronger adhesion to all substrates – *now that's peace of mind!*



## NexTemp®

Non-Eugenol Temporary Resin Cement with

Available in original opaque and clear shade!

- ✓ Lasts until the next scheduled appointment – yet can easily be removed when needed
- ✓ Keep patients happy – predictable retention minimizes premature dislodgement
- ✓ Eugenol-free formula – no interference with bonding agent and cementation of final restoration
- ✓ Contains fluoride, potassium nitrate and chlorhexidine

### NexTemp Standard Pack

One 5ml Automix Syringe, 10 Mix Tips

3001471 Shade Opaque

3001472 Shade Clear

### NexTemp Bulk Pack

Four 5ml Automix Syringes

3001470 Shade Opaque

3001473 Shade Clear

### Automix Syringe Tips

3001451 Package of 25



## ZR-Cem®

Self-Adhesive Universal Resin Cement

Latest Technology = Better Patient Experience

- ✓ Innovative MDP formula enhances adhesion & bond to zirconia substrates
- ✓ Lasting color stability
- ✓ Virtually no post-operative sensitivity ensures patient comfort

### Easy to Use

- ✓ No pre-treatment is necessary, just dispense the cement and seat the restoration
- ✓ Optimal viscosity, easy handling and a fast & easy clean-up

### ZR-Cem Standard Pack

One 8g Syringe, 10 Mix Tips, 10 Intraoral Tips

3001560 Shade White

3001561 Shade A2

3001562 Shade Translucent

### ZR-Cem Refill Tips

3001418 35 mix tips & 35 intraoral tips



## Premier® Implant Cement Plus

Non-Eugenol Temporary Resin Cement for Implant Retained Crowns

- ✓ Easy to use – no etch, primers or adhesive required
- ✓ Gel stage in just 2 minutes – excess easy to remove
- ✓ Unsurpassed radiopacity – excellent visibility on radiographs
- ✓ Secure retention – for long-lasting hold
- ✓ Retrievable – without damage to the crown, abutment or implant
- ✓ Available in 2 shades – white and pink

### Premier Implant Cement Plus Standard Pack

One 5ml Automix Syringe, 10 Mix Tips

3001550 Shade Original (Pink)

3001551 Shade White

### Premier Implant Cement Plus Value Pack

Three 5ml Automix Syringes, 25 Mix Tips

3001555 Shade Original (Pink)

3001556 Shade White

### Automix Syringe Tips

3001451 Package of 25




## Premier® Universal Primer

Zirconia and Glass Ceramics, Metal and Composite Primer 3001568 5ml Bottle

New Premier® Universal Primer, is a single-component adhesive primer that increases the retention between restorative substrates and resin cements.

- ✓ Ideal retention for zirconia, alumina, metal, glass ceramics + composite materials
- ✓ Dual coupling agents provides versatility and work with all substrates
- ✓ Easy to use – just apply, wait 60 seconds, and dry



Available to order now at  
[premierdentalco.com/cements](http://premierdentalco.com/cements)

**premier®** Inspired solutions  
for daily dentistry®



Premier® Dental Products Company • 1710 Romano Drive, Plymouth Meeting, PA 19462, USA  
Phone 888-670-6100 • 610-239-6000 • Fax 610-239-6171 • [premierdentalco.com](http://premierdentalco.com) • [info@premierdentalco.com](mailto:info@premierdentalco.com)

©2023 Premier Dental Co. | All Rights Reserved / †When compared to competitive implant cements – data on file.

8621271 0523074 Rev1 NKP5M



Now in  
Clear Shade!

## NexTemp®

Non-Eugenol Temporary Resin Cement

**Your go-to temporary cement**

*Stays Put, Removes Easily*

NexTemp is the reliable temporary cement you can count on. That's because NexTemp creates an excellent marginal seal with firm retention to help prevent premature dislodgment or microleakage.

What's more, NexTemp is the only eugenol-free resin cement containing potassium nitrate, chlorhexidine and fluoride – which studies show help mitigate post-op sensitivity.

- ✓ Temporary restorations stay put – *yet can be easily removed*
- ✓ Eugenol-free – *no interference with definitive resin cementation*
- ✓ Proprietary formula – *studies show ingredients help prevent sensitivity.*<sup>16</sup>
- ✓ Affordably priced – *good for your bottom line*



### Opaque shade

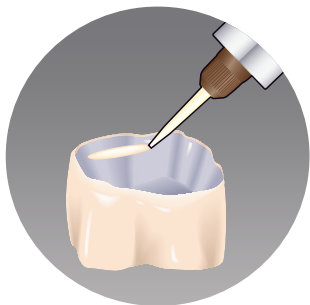
3001470 Bulk pk.: 4-5ml automix syringes

3001471 Standard pk.: 1-5ml automix syringe, 10 mix tips

### Clear shade

3001473 Bulk pk.: 4-5ml automix syringes

3001472 Standard pk.: 1-5ml automix syringe, 10 mix tips



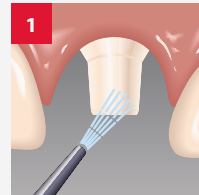
### Greater Retention, Less Cement!

*Just dispense a small bead of cement around the inside margin.*

"Best Products of the Year"<sup>\*\*</sup>



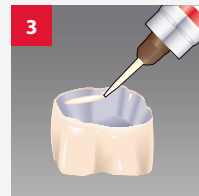
### Premier® NexTemp® Temporary Cement is easy to use



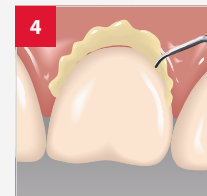
Dry and isolate the prepared tooth.



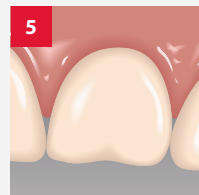
Bleed the syringe. Mount a new automix dispensing tip and bleed the syringe again.



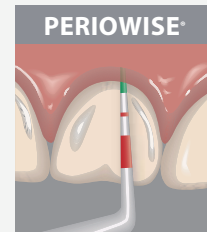
Dispense a small bead of cement around the inside margin.



Seat the temporary and hold in place. In approximately 2 minutes, excess cement reaches a distinct gel phase and can be removed safely.



Final set occurs between 4-5 minutes after seating of temporary restoration.<sup>†</sup>



Use a PerioWise® Periodontal Probe for post-treatment periodontal evaluation.

<sup>\*</sup>An independent non-profit dental education and product testing foundation, December 2006 & 2007 / <sup>†</sup>Final set time is determined intraorally. Ambient set times vary and are not representative of clinical conditions. / <sup>16</sup>. Data on file.



US

## INSTRUCTIONS FOR USE

## NexTemp®

Non-Eugenol, Temporary Resin Cement with Fluoride, Potassium Nitrate and Chlorhexidine

Inspired solutions  
for daily dentistry®

Manufacturer:  
Premier® Dental Products Company  
1710 Romano Drive,  
Plymouth Meeting, PA 19462 U.S.A.  
888-670-6100 • 610-239-6000  
premierdentalco.com Made in Israel



premierdentalco.com/promise



MDSS GmbH  
Schiffgraben 41  
30175 Hannover, Germany



IFU# 30701-2 0621014 Rev0 PDF

**Intended use / Indications for use:**

Premier Temporary Cement is recommended for the cementation of temporary crowns, bridges, inlays and onlays.

**Product Description:**

NexTemp® is a resin based temporary cement for the short-term cementation of temporary or provisional prosthesis. NexTemp is designed to provide secure retention and to be removed without difficulty at the appropriate time. The eugenol-free formula contains fluoride, potassium nitrate, and Chlorhexidine. The resin matrix provides a tight marginal seal that resists washout due to its insolubility in an aqueous environment. Available in opaque and clear shades.

**Contents:**

NexTemp® is available in various kit configurations to match the clinical preferences:

**Premier® NexTemp® Shade Opaque**

| Item No. | Product Configurations   |
|----------|--|
| 3001470  | NexTemp Bulk Package:<br>Four(4) -5ml Automix Syringes,                  |
| 3001471  | NexTemp Standard Package:<br>One(1) -5ml Automix Syringe,<br>10 Mix Tips |
| 3001451  | Package of 25 – Automix Syringe tips                                     |

**Premier® NexTemp® Shade Clear**

| Item No. | Product Configurations  |
|----------|---|
| 3001473  | NexTemp Bulk Package<br>Four(4) -5ml Automix Syringes,                    |
| 3001472  | NexTemp Standard Package:<br>One (1) -5ml Automix Syringe,<br>10 Mix Tips |

**Contraindications:**

Do not use NexTemp® in cases of:

- As a temporary filling material nor is it to be used for pulp capping.
- Patients with known sensitivity or allergy to resins. Wash exposed area completed to remove material. If an allergic reaction is observed, consult a physician immediately and discontinue use with this patient.
- As a temporary cement in contact with fresh restoration made from dual-cure or self-cure core build-ups materials or composites resins.
- Eugenol containing temporary cement remains on tooth preparation or abutment prior to use of NexTemp.

**Precautions:**

- Disposable tips are designed for single patient use only. Do not re-use a mix-tip.
- Working & setting times will vary based on temperature, humidity, and product age and storage conditions.
- Use a protective plastic sheath barrier on the syringe in order to mitigate potential cross-contamination between patients.
- Avoid contamination of product. Do not mix components with those of other materials. Do not return dispensed components to their original container. Dispose of leftover material properly.
- Avoid sunlight or nearby heat sources. Shelf life will be reduced if not stored properly.
- Corrective dental procedures may be necessary if not all excess sub-gingival cement is removed.
- Prescription device, Rx only.

**WARNINGS:**

- Eugenol-containing materials could inhibit the polymerization of NexTemp.
- For use by a trained dental professional only.
- Do not use after the shelf life period indicated on product labeling/packaging.

**Adverse Reactions:**

Adverse reactions may include but are not limited to:

- Inflammation of soft tissue.
- Allergic reactions to NexTemp® material. Wash exposed area completed to remove material. If an allergic reaction is observed, consult a physician immediately and discontinue use with this patient.
- Pain, discomfort, and/or abnormal sensations due to the presence of NexTemp®.

**If a serious incident has occurred in relation to the device, please report the incident to the Manufacturer and/or competent authority of the Member State where the device was used.**

**Prior to Use:**

- Disinfect syringe dispensers using an intermediate level disinfection process (liquid contact) as recommended by the Centers for Disease Control and use a protective plastic sheath barrier on the syringe.
- Ensure a new tip placed on the dispensing end for each use.

**Materials:**

Non-Eugenol resin formulation with Fluoride, Potassium Nitrate and Chlorhexidine.

### Directions for Use (Please follow carefully)

1. Complete tooth preparation and fabrication of the temporary restoration before extruding the mixed cement.
2. Dry and isolate the prepared tooth. Be careful not to desiccate or over-dry the preparation.
3. Remove cap from dual barrel automix syringe and set aside. Extrude a very small portion of the unmixed material to ensure unobstructed flow from both the base and catalyst components of the respective barrels.
4. Attach automix dispensing tip and lock in place with a quarter turn.
5. Extrude a thin layer of the auto-mixed cement on to the cleaned, inside surface of the temporary restoration. You have approximately 45 seconds of working time after extruding the mixed cement.
6. Firmly seat the temporary restoration in place. Initial gel-set occurs within 2 to 2.5 minutes after seating. Cleaning of excess cement should be initiated immediately after this gel-set phase.
7. Final cement set occurs between 4 and 5 minutes after seating of the temporary restoration. Final set time is determined intraorally. Ambient set times vary and are not representative of clinical conditions.
8. Remove used mixing tip from dual barrel automix syringe and replace with original cap.

### Optional Hand-Mixing Directions:

1. Complete tooth preparation and fabrication of the temporary restoration before extruding the mixed cement.
2. Dry and isolate the prepared tooth. Be careful not to desiccate or over-dry the preparation.
3. Remove cap from dual barrel automix syringe and set aside. Extrude a very small portion of the unmixed material to ensure unobstructed flow from both the base and catalyst components of the respective barrels.
4. Place dispensing end of dual barrel syringe onto clean glass slab or clean mixing pad. Extrude the appropriate amount of base and catalyst onto the selected mixing surface. Be sure to avoid cross contaminating the openings of the respective base and catalyst barrels. Recap syringe with original closure.
5. Using a clean spatula or mixing stick, mix the two components into a homogeneous paste.
6. Using the mixing stick or brush, apply a thin layer of the mixed cement on to the cleaned, inside surface of the temporary restoration. You have approximately 45 seconds of working time after extruding the mixed cement.
7. Firmly seat the temporary restoration in place. Initial gel-set occurs within 2 to 2.5 minutes after seating. Cleaning

of excess cement should be initiated immediately after this gel-set phase.

8. Final cement set occurs between 4 and 5 minutes after seating of the temporary restoration. Final set time is determined intraorally. Ambient set times vary and are not representative of clinical conditions.

### Storage:









- NexTemp® can be stored in a temperature range 4°C(39°F) - 24°C(75°F).
- Do not store at temperature over 24°C (75°F). DO NOT FREEZE.
- Allow material to warm to room temperature prior to use.

### Shelf Life:

- NexTemp® has a shelf life of 2 years (24 months) from the date of manufacturing.
- Do not use after product has expired. See expiry date on the product label.

### For Further Information:

To obtain SDS or IFU, visit [premierdentalco.com](http://premierdentalco.com) or call Premier at 610-239-6000.

| Symbols   | Symbol Meaning   |
|---|--|
|    | Expiry date  |
|    | Manufacturer   |
|    | Batch number   |
|   | Caution: See instructions for use  |
|  | The upper and lower limits of temperature of use, storage and transportation               |
|  | Irritant (Skin and Eye) Skin Sensitizer.   |
|  | Keep away from sunlight  |
|  | See IFU on <a href="http://premierdentalco.com">premierdentalco.com</a>                    |
| <b>Rx ONLY</b>  | "CAUTION: U.S. Federal law restricts this device to sale by or on the order of a physician |



## ZR-Cem®

**A better zirconia cementation solution is here!**

ZR-Cem® self-adhesive resin cement

ZR-Cem® is an innovative, self-adhesive universal resin cement specially formulated for zirconia restorations. Dual-cured ZR-Cem enables a strong bond to all ceramic materials, dentin and enamel—ensuring superior retention and marginal integrity.

Latest Technology = Better Patient Experience

- ✓ Innovative MDP formula enhances adhesion and bond to zirconia substrates
- ✓ Lasting color stability
- ✓ Virtually no post-operative sensitivity ensures patient comfort

Easy to use

- ✓ No pre-treatment is necessary, just dispense the cement and seat the restoration
- ✓ Optimal viscosity, easy handling and a fast & easy clean-up
- ✓ Room temperature storage – no need for refrigeration



### Standard Pack

1 - 8g syringe, 10 mix-tips and 10 intraoral tips

3001560 Shade Opaque White

3001561 Shade A2

3001562 Shade Translucent

### Refill Tips

3001418 35 mix-tips & 35 intra-oral tips

### Light cure

**2-3 seconds tack cure - easily remove excess cement**

*For high-translucency zirconia and other light-transmittable restorations (material thickness ≤ 2.5mm), light cure all surfaces including margins for 20 seconds to accelerate final set.*

### Chemical cure

**72°F (22°C) temperature**

Working time: 1.5 - 2.5 minutes.

*Higher temperatures accelerate set.*

**98.6°F (37°C) temperature**

Gel phase: approximately 1-1.5 minutes

Final set: 3.0 - 4.0 minutes.

*Higher temperatures accelerate set.*

### Physical Properties

Compressive strength: 150 MPA

Flexural strength: 100 MPA

Film thickness: 10 um

Radiopacity: 250% AI

Shelf life: 2 years



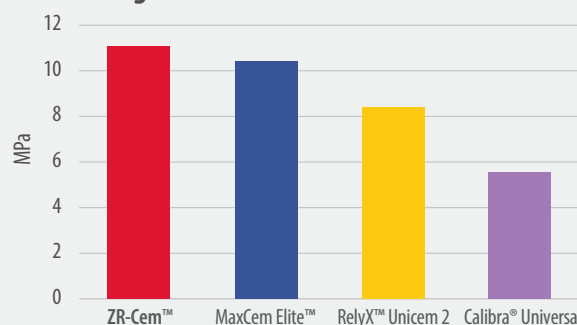
3-second tack cure



Easy clean-up

Photos courtesy of Timothy M. Bizga, DDS

### ZR-Cem: superior bond strength vs. other leading self-adhesive cements to zirconia†



MaxCem Elite, RelyX Unicem 2 and Calibra Universal are not trademarks of Premier Dental.  
† Latta, M. Creighton University School of Dentistry Study 2019.

Not available in Canada.



## Premier® Implant Cement™ Plus

The ultimate solution for implant crown cementation.

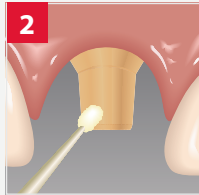
- ✓ Secure retention – for long-lasting hold
- ✓ Retrievable – without damage to the crown, abutment or implant
- ✓ Easy to use – no etch, primers or adhesive required
- ✓ Unsurpassed radiopacity\* – excellent visibility on radiographs



### Premier® Implant Cement™ is easy to use



**1** Check the fit. Complete all finishing procedures.



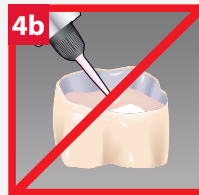
**2** Rinse and dry abutment and interior of restoration.



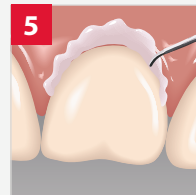
**3** Bleed syringe. Mount new automix tip and then bleed the syringe again. This assures proper flow of base and catalyst.



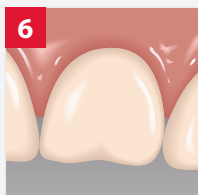
**4a** Using a microbrush, place a thin film of cement along the inside wall of the cervical third, making sure to completely coat the margin with cement. You have 1.5 minutes of working time at room temperature.



**4b** Excess cement should be avoided. Too much cement can cause future restoration retrieval to be difficult to impossible.\*



**5** Firmly seat the crown and hold in place until initial set (gel phase) occurs in 2–2.5 minutes. Safely remove excess cement before final set. It is imperative to remove all excess cement.




**6** Final cement is 4–5 minutes, intraorally.

\*Any excess cement (regardless of chemical make-up or brand) that remains in the sulcus around an implant could lead to peri-mucositis, peri-implantitis or implant failure if not removed immediately.

Not available in Canada. Ask you Canadian dealer about Premier Implant Cement.

Premier Implant Cement Plus offers unsurpassed radiopacity\* with excellent visibility on radiographs.



- 1 Premier® Implant Cement™ Plus - Shade Original (Pink)
- 2 Premier® Implant Cement™ Plus - Shade White
- 3 Improv®
- 4 Implantlink® Semi Xray
- 5 Retrieve™ DC

\*As compared to other implant cements. Improv, Implantlink Semi Xray and Retrieve DC are not trademarks of Premier® Dental Products Co.

### Standard Pack

- 1-5ml Automix Syringe, 10 Mix Tips
- 3001550 Shade Original (Pink)
- 3001551 Shade White

### Value Pack

- 3-5ml Automix Syringes, 25 Mix Tips
- 3001555 Shade Original (Pink)
- 3001556 Shade White

### Accessories

- 3001451 Automix Dual-barrel Syringe Tips (25)

## Premier PerioWise®

- ✓ Easy to read
- ✓ Safe around implants
- ✓ Autoclavable

PerioWise® Probe 3-5-7-10mm

- 9006107 (3-pack)
- 9006102 (6-pack)
- 9006105 (12-pack)

PerioWise® Probe 3-6-9-12mm

- 9006108 (3-pack)
- 9006104 (6-pack)
- 9006106 (12-pack)



Universal Implant Scaler

- (Columbia 4L/4R)
- 9061401 (2-pack)
- 9061400 (5-pack)

137 Implant Scaler

- (Anterior)
- 9061421 (2-pack)
- 9061420 (5-pack)

Facial Implant Scaler

- (Goldman-Fox 5)
- 9061402 (2-pack)
- 9061403 (5-pack)

204 Implant Scaler

- (Posterior)
- 9061423 (2-pack)
- 9061422 (5-pack)

## Premier® Implant Scalers

Made from graphite reinforced resin that will not scratch implant surfaces.

The Ultimate Solution!

For Implant Crown  
Cementation



## Premier® Implant Cement™ Plus

Non-Eugenol Temporary Resin Cement

Versatile by design, Premier® Implant Cement™ Plus delivers strong, secure retention yet easy, non-destructive crown retrieval if necessary. With elastomeric properties, this resin cement flexes under force, absorbs shock and creates a tight marginal seal.

And with unsurpassed radiopacity<sup>1</sup>, you'll appreciate the clear visibility on radiographs.



Secure retention  
For long-lasting hold



Retrievable  
Without damage to the crown,  
abutment or implant



Easy to use  
No etch, primers or adhesive required



Unsurpassed radiopacity  
Excellent visibility on radiographs

*Don't settle for the ordinary. Get more with Premier Implant Cement Plus!*

## Premier® Implant Cement™ Plus

Non-Eugenol, Temporary Resin Cement  
for Implant Retained Crowns

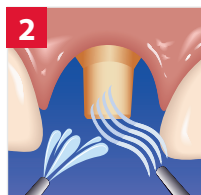
- ✓ Easy to use – *no etch, primers or adhesive required*
- ✓ Gel stage in just 2 minutes – *excess easy to remove*
- ✓ Unsurpassed radiopacity – *excellent visibility on radiographs*
- ✓ Secure retention – *for long-lasting hold*
- ✓ Retrievable – *without damage to the crown, abutment or implant*
- ✓ Available in 2 shades – *white and pink*



### Premier Implant Cement Plus is easy to use



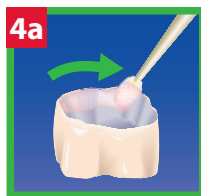
1 Check the fit. Complete all finishing procedures.



2 Rinse and dry abutment and interior of restoration.



3 Bleed syringe. Mount new automix tip and then bleed the syringe again. This assures proper flow of base and catalyst.



4a Using a microbrush, place a thin film of cement along the inside wall of the cervical third, making sure to completely coat the margin with cement. You have 1.5 minutes of working time at room temperature.



4b Excess cement should be avoided. Too much cement can cause future restoration retrieval to be difficult.†




5 Firmly seat the crown and hold in place until initial set (gel phase) occurs in 2-2.5 minutes. Safely remove excess cement before final set. It is imperative to remove all excess cement.

#### Properties

|                |  |
|----------------|--|
| Working Time   | 1.5 minutes at room temperature                  |
| Gel-phase      | 2-2.5 minutes at 98°F (37°C)                     |
| Set Time       | 4-5 minutes at 98°F (37°C) from the start of mix |
| Film Thickness | 15 µm  |

Premier Implant Cement Plus offers unsurpassed radiopacity with excellent visibility on radiographs.



- 1 Premier® Implant Cement™ Plus – Shade Original (Pink)
- 2 Premier® Implant Cement™ Plus – Shade White
- 3 Improv®
- 4 Implantlink® Semi Xray
- 5 Retrieve™ DC

#### Standard Pack

- 1-5ml Automix Syringe, 10 Mix Tips  
 3001550 Shade Original (Pink)  
 3001551 Shade White

#### Value Pack

- 3-5ml Automix Syringes, 25 Mix Tips  
 3001555 Shade Original (Pink)  
 3001556 Shade White

#### Accessories

- 3001451 Automix Dual-barrel Syringe Tips (25)



**premier®** Inspired solutions  
for daily dentistry®



Premier® Dental Products Company • 1710 Romano Drive, Plymouth Meeting, PA 19462, USA

Phone 888-670-6100 • 610-239-6000 • Fax 610-239-6171 • premierdentalco.com • E-mail: info@premierdentalco.com

1. When compared to competitive implant cements – data on file / † Any excess cement (regardless of chemical make-up or brand) that remains in the sulcus around an implant could lead to peri-mucositis, peri-implantitis or implant failure if not removed immediately. Improv, Implantlink and Retrieve are not trademarks of Premier. / ©2023 Premier Dental Co. | All Rights Reserved

8621270 0523008 Rev3 NKP5M

**Faster-stronger!**

**A better core experience!**



## CompCore™ AF

Dual-Cure Composite Core Build-Up Material

Build cores with confidence! CompCore™ AF resin composite is easy to place, shape and finish while its superior mechanical properties and fluoride release deliver long-term clinical success. And CompCore AF cuts like dentin with excellent visibility on radiographs.



Outstanding handling  
*Ideal viscosity with excellent adaptation*



Optional dual-cure  
*Chemical or fast light-curing in just 30 seconds*



Superior mechanical properties  
*Long term clinical success*



Minimum shrinkage of < 2.0%  
*For vital and endodontically-treated teeth*

*CompCore AF is Reliable to the Core!*



## Bonding Agent

(use only bonding agents compatible with dual-cure composites, such as IntegraBond™)



1. Clean and dry prepared tooth surface.
2. Apply 37% phosphoric acid to the cavosurface for 10 to 15 seconds.
3. Rinse and dry cavo surface, do not desiccate the tooth.
4. Apply first coat of IntegraBond™ on prepared cavosurface. Allow to sit for 15 seconds, and then air dry. Apply 2 to 3 more coats; without waiting, dry again after last application.
5. Light-cure for 20 seconds.

### Physical Properties

**Compressive Strength:** 250 MPa  
**Radiopacity:** 400% Al

### Light-cure Setting Times

**Working Time:** 2.5 minutes at 72° (22°C)

| Depth of cure | Shades |        |        |
|---------------|--------|--------|--------|
|               | A3     | White  | Blue   |
| 6mm           | 30 sec | 30 sec | 30 sec |
| 8mm           | 30 sec | 40 sec | 60 sec |


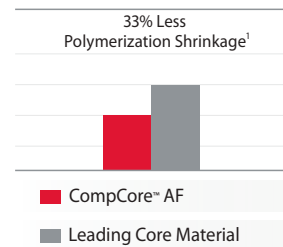
### Chemical-cure Setting Times

**Working Time:** 2.5 minutes at 72° (22°C)  
**Final set:** 4.5 minutes at 98° (37°C)

## Core Build-up



1. Bleed syringe. Assemble intraoral tip to mix-tip, attach to syringe and bleed tip.
2. Place intraoral tip into the base of the prepared tooth and dispense. Let material rise around the tip while withdrawing the tip to eliminate air bubbles.
3. Light-cure for 30 seconds. If the core is larger than 8mm, light-cure for at least an additional 10 seconds.<sup>†</sup>
4. Check for complete hardness. The preparation can be finished immediately with a Two Stripper® bur. Alternately, the core can be chemical-cured, final set-time is 4.5 minutes.



## Ordering Information

### CompCore™ AF SyringeMix STACK: 9g Automix Syringes/Dual-Cure

- 3001512 SyringeMix STACK / Shade White
- 3001513 SyringeMix STACK / Shade A3
- 3001514 SyringeMix STACK / Shade Blue

Contains: two 9g automix syringes, 15 mix tips, 15 standard and 10 extra-fine intraoral tips.

### Refill Kit

- 3001432 Shade White
- 3001433 Shade A3

Contains: 50g cartridge of CompCore AF Dual-Cure, 25 mix tips, 25 intraoral syringe tips

### Accessories

- 3001418 SyringeMix Mix-Tips & Intraoral Tips (35 each)
- 3001468 SyringeMix Extra-Fine Intraoral Tips (50)
- 3001417 Cartridge Mix-Tips & Intraoral Tips (35 each)

**premier** Inspired solutions for daily dentistry®



Premier® Dental Products Company • 1710 Romano Drive, Plymouth Meeting, PA 19462, USA  
 Phone 888-670-6100 • 610-239-6000 • Fax 610-239-6171 • premierdentalco.com • E-mail: info@premierdentalco.com

1. Independent laboratory study from Creighton University, data on file. Dent. Research (1153,2002) / \*Two Stripper is a registered trademark of the product manufacturer, Abrasive Technology, Inc.

## CompCore™ AF

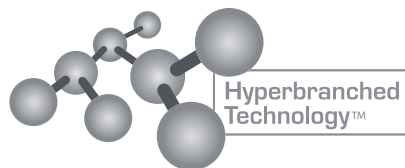
Dual-Cure Composite Core Build-up Material

**Faster & stronger**

**A better core experience!**

Build cores with confidence! CompCore™ AF resin composite is easy to place, shape and finish. The composite cuts like dentin with excellent visibility on radiographs while its superior mechanical properties and fluoride release deliver long-term clinical success.

- ✓ Outstanding handling – *ideal viscosity with excellent adaptation*
- ✓ Optional dual-cure – *chemical or fast light-curing in just 30 seconds*
- ✓ Superior mechanical properties – *long term clinical success*
- ✓ Minimum shrinkage of < 2.0% – *for vital and endodontically-treated teeth*



Hyperbranched  
Technology™

Proprietary Polymer Strengthener



### CompCore™ AF SyringeMix STACK:

#### 9g Automix Syringes/Dual-Cure

- 3001512 SyringeMix STACK / Shade White
- 3001513 SyringeMix STACK / Shade A3
- 3001514 SyringeMix STACK / Shade Blue

Contains: two 9g automix syringes, 15 mix tips, 15 standard and 10 extra-fine intraoral tips.

### CompCore™ AF STACK 50g Automix Cartridge Intro Kit

- 3001430 Shade White
- 3001431 Shade A3

Contains: 50g cartridge of CompCore AF Dual-Cure, 4ml bottles of IntegraBond™ and Auto-cure Activator, Type 25 applicator gun, 25 mix tips, 25 intraoral syringe tips

### Refill Kit

- 3001432 Shade White
- 3001433 Shade A3

Contains: 50g cartridge of CompCore AF Dual-Cure, 25 mix tips, 25 intraoral syringe tips

### Accessories

- 3001418 SyringeMix Mix-Tips & Intraoral Tips (35 each)
- 3001468 SyringeMix Extra-Fine Intraoral Tips (50)
- 3001416 Applicator Gun Type-25
- 3001417 Cartridge Mix-Tips & Intraoral Tips (35 each)

## Bonding Agent

---

(use only bonding agents compatible with dual-cure composites, such as IntegraBond™)



1. Clean and dry prepared tooth surface.
2. Apply 37% phosphoric acid to the cavosurface for 10 to 15 seconds.
3. Rinse and dry cavo surface, do not desiccate the tooth.
4. Apply first coat of IntegraBond™ on prepared cavosurface. Allow to sit for 15 seconds, and then air dry. Apply 2 to 3 more coats; without waiting, dry again after last application.
5. Light-cure for 20 seconds.

## Core Build-up

---



1. Bleed syringe. Assemble intraoral tip to mix-tip, attach to syringe and bleed tip.
2. Place intraoral tip into the base of the prepared tooth and dispense. Let material rise around the tip while withdrawing to eliminate air bubbles.
3. Light-cure for 30 seconds. If the core is larger than 8mm, light-cure for at least an additional 10 seconds.
4. Check for complete hardness. The preparation can be finished immediately with a Two Striper® bur. Alternately, the core can be chemical-cured, final set-time is 4.5 minutes.

# Breakthrough!

Daily remineralization,  
Relentless protection.



New!  
Fluorescence  
See Margins  
Better

*Next Generation*

## BioCoat®

### Bioactive Resin Pit & Fissure Sealant

Award-winning BioCoat® with SmartCap® Technology is a true breakthrough. That's because BioCoat is the only bioactive resin pit and fissure sealant that delivers daily remineralization for long-term bioactive protection. This patented technology provides the benefits of extended release of calcium, phosphate and fluoride ions to strengthen tooth enamel and protect against acid attacks.

BioCoat's easy handling and exceptional retention seals margins against microleakage to help reduce the risk of caries. And now, the new BioCoat opaque shade fluoresces under black light to make follow-up inspections a breeze. Every time.



**premier**® Inspired solutions  
for daily dentistry®

Premier® Dental Products Company • 888-670-6100 • premierdentalco.com

©2021 Premier Dental Co. | All Rights Reserved

## BioCoat® with SmartCap® Technology delivers:

- ✓ **Opaque shade with fluorescence**  
Makes verifying placement and checking sealant integrity
- ✓ **Relentless protection**  
Daily remineralization from extended release of fluoride, calcium and phosphate ions
- ✓ **Bioactive pit and fissure sealant**  
Strengthens enamel and helps provide defense against acid attacks
- ✓ **Outstanding handling and adhesion**  
Easy application ensures sealed margins and excellent retention

SmartCAP®  
Technology

AL THANAYA  
PHARMACEUTICALS LLC




Figure A

Dye Penetration Microleakage Study

BioCoat's properties allow for thorough penetration and adaptation into even the tiniest pits and fissures. No dye penetration indicates no microleakage.

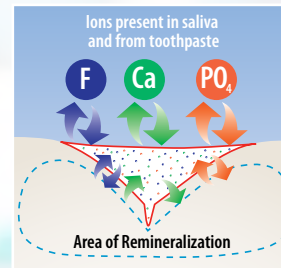



Figure B

Schematic of clinical situation seen in Figure A

— Sealant  
- - - Area of Remineralization  
 SmartCap Microcapsules

## No special technique is required to place BioCoat.



Clean pits and fissure thoroughly with pumice and a 2pro® disposable prophyl angle. Rinse and dry.



Etch pit and fissures for 20 seconds using Spot-On™ Etch or Premier phosphoric acid etch.



Thoroughly rinse and dry – maintain a dry field.



Apply BioCoat to pit and fissures – light cure for 20 seconds.



And now, BioCoat fluoresces under black light to make verifying placement and checking sealant integrity easier.

Clinical images courtesy of Shalom Mehler DMD, Teaneck, NJ.



### Ordering Information

- 3001530 BioCoat Standard Pack  
Contains: One 1.2ml syringe and five disposable applicator tips  
Shade: White
- 3001535 BioCoat Applicator Tips  
Contains: 100 disposable applicator tips
- 3001531 BioCoat Value Pack  
Contains: Four 1.2ml syringes and 20 disposable applicator tips
- 3001532 BioCoat Bulk Pack  
Contains: Twenty 1.2ml syringes

BioCoat is **not** formulated with Bisphenol A (BPA).

**premier®** Inspired solutions for daily dentistry®



Premier® Dental Products Company • 1710 Romano Drive, Plymouth Meeting, PA 19462, USA  
Phone 888-670-6100 • 610-239-6000 • Fax 610-239-6171 • premierdentalco.com • E-mail: info@premierdentalco.com

Exact placement – stays put!



## Spot-On™ 37% Phosphoric Etch Gel

Spot-On™ Etch is a 37% high-viscosity phosphoric etch gel for all your routine and selective-etch procedures. It's designed with enhanced viscosity that will prevent it from dripping or slumping. The deep blue color provides excellent contrast to enamel and dentin. Spot-On Etch easily flows through a small applicator tip, washes off readily and resists drying out.

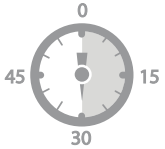
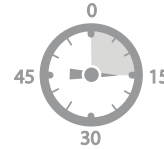
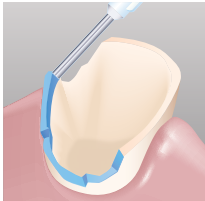
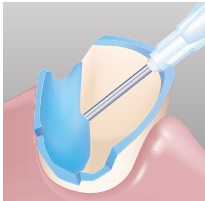
### Key benefits

- Ideal for routine etching
- Selective-etch procedures
- Blue color provides a strong contrast to enamel and dentin
- Easy handling
- Rinses clean without leaving residue

Spot-On Etch no-slump viscosity will stay put. Only etch the areas you desire!



## Total-Etch


| Enamel  | Dentin  |
|---|---|
| 30 seconds  | 15 seconds  |
|  |  |
|  |  |

## Selective-Etch





**Selective-etch enamel before...**

- Using self-etch adhesives
- Etching dentin; reducing the chance of over etching and hypersensitivity
- Composite or porcelain repairs
- Cementing ortho brackets



SEM untreated Incisor – 2000X



Spot-On™ Etch treated Incisor- 2000X

Distinctive change in the micromorphological appearance of enamel

Ordering Information: Spot-On™ High viscosity 37% phosphoric acid dentin/enamel etch gel

3001461 Spot-On™ Etch Intro  
Five 1.2ml filled syringes  
Twenty bent disposable applicator tips

3001460 Spot-On™ Etch Bulk  
One 12g jumbo filled syringe with luer lock adapter  
Ten 1.2ml empty syringes  
Fifty 1.2ml disposable applicator tips

**premier**® Inspired solutions  
for daily dentistry™

## Spot-On™ Etch

37% Phosphoric Etch Gel

Spot-On™ Etch is a 37% high viscosity phosphoric etch gel for all your routine and selective-etch procedures. It's designed with enhanced viscosity that will prevent it from dripping or slumping. Spot-On Etch easily flows through a small applicator tip, washes off readily and resists drying out.

- ✓ Ideal for routine etching and selective-etch procedures
- ✓ Blue color provides a strong contrast to enamel and dentin
- ✓ No slump formula
- ✓ Easy handling
- ✓ Rinses clean without leaving residue



Spot-On™ Etch no-slump viscosity will stay put. Only etch the areas you desire!

Spot-On™ Etch clinical image courtesy of Shalom Mehler DMD, Teaneck, NJ.



3001460 Spot-On™ Etch Bulk  
One 12g jumbo filled syringe with luer lock adapter  
Ten 1.2ml empty syringes  
Fifty 1.2ml disposable applicator tips

3001461 Spot-On™ Etch Intro  
Five 1.2ml filled syringes  
Twenty bent disposable applicator tips

## Premier® Etch

37% Phosphoric Acid Dentin/Enamel Etch Gel

Premier® Etch contains phosphoric acid for etching tooth enamel and dentin when preparing surfaces for the application of composites.



3001422 37% Dentin/Enamel Etch Kit  
Contains: one 12g jumbo syringe, with luer lock adapter, ten empty 1.2ml syringes and 50 disposable applicator tips for the ten 1.2ml syringes



## Topicale® Topical Anesthetic Gel Pumps

- ✓ Easy dispensing; minimizes waste
- ✓ 10-second onset
- ✓ 18% Benzocaine

1.51oz pumps (43g) 3 pumps per pkg  
 9007140 Assorted (Cherry, Raspberry, Pina Colada)  
 9007141 Cherry  
 9007142 Raspberry  
 9007143 Strawberry  
 9007144 Pina Colada  
*Not available in Canada.*



## Topicale® Gel Jar

- ✓ 18% benzocaine formulation
- ✓ Use on areas of injection and/or prior to scaling and curettage to alleviate patient discomfort
- ✓ Tropical fruit flavored
- ✓ 25% more material than 1oz jars

9007161 Gel - 35g / 1.25oz jar  
*Not available in Canada.*



## Topicale® Xtra Oral Anesthetic Gel

- ✓ Three fun flavors, with no bitter after-taste
- ✓ 20% Benzocaine formulation for rapid 10-second onset of surface anesthesia of soft tissue
- ✓ Economical 1oz jar (28.35g)

9007152 Very Berry Cherry  
 9007153 Mint Freeze  
 9007154 Jammin' Strawberry  
 9007155 Assorted package of 3  
*Not available in Canada.*



## Topicale® Ointment

Unique water-soluble base releases active ingredients on contact; permits onset of anesthesia in less than 20 seconds! Provides deeper surface anesthesia.  
 Orange raspberry flavor

- ✓ 18% benzocaine formulation

9007151 Ointment - 35g jar  
*Not available in Canada.*



Prior to Injection



Oral Ulcers/Irritations

## Topicale® GelPatch™

Once placed in the mouth, Topicale GelPatch dissolves gradually - releasing benzocaine to anesthetize surface tissue for up to 20 minutes. Ideal for denture sores, prior to injection and oral ulcer/irritations - appropriate for patient home use. Fast acting

- ✓ Self-dissolving
- ✓ Flexible

9007149 GelPatch - (25) Mint  
*Not available in Canada.*



Topicale and Topicale Xtra are Gluten-free. Not available in Canada.





Non-impregnated  
Knitted Weave


## Knit-Pak™

### Knitted Retraction Cord

Use in combination with Hemodent® or Traxodent® for tissue displacement and hemostasis.

- ✓ Absorbent knitted cotton can take in an abundant amount of hemostatic solution
- ✓ Compacts under pressure, making it easier to pack
- ✓ Will not get entangled in a bur
- ✓ Measures 100 inches / 254 cm

|         | Size | Color  |
|---------|------|--------|
| 9007551 | 000  | Green  |
| 9007552 | 00   | Brown  |
| 9007553 | 0    | Purple |
| 9007554 | 1    | Blue   |
| 9007555 | 2    | Orange |
| 9007556 | 3    | Yellow |



A cutting blade inside the cap automatically cuts the cord upon closing firmly.



Impregnated  
Knitted Weave

## Knit-Pak+™

### Impregnated Knitted Cord

Unique Knitted Microfiber with Superior Absorbency

Knit-Pak+ is knitted impregnated retraction cord manufactured from unique microfibers.

- ✓ Aluminum chloride impregnated cord (AlCl<sub>3</sub>-6H<sub>2</sub>O)
- ✓ High durability and retention properties
- ✓ Resists fraying and easily packs into sulcus
- ✓ Measures 100 inches / 254 cm

|         | Size  | Color      |
|---------|-------|------------|
| 9007560 | 000.0 | Dark Green |
| 9007561 | 000   | Green      |
| 9007562 | 00    | Brown      |
| 9007563 | 0     | Purple     |
| 9007564 | 1     | Blue       |
| 9007565 | 2     | Orange     |



## Hemodent®

### Buffered Aluminum Chloride Hemostatic Solution

- ✓ Fast & effective
- ✓ Unique formulation
- ✓ Wide range of uses
- ✓ 3-Year shelf life



|         |             |
|---------|-------------|
| 9007071 | 10cc bottle |
| 9007072 | 20cc bottle |
| 9007073 | 40cc bottle |

## IntegraBond™

### Universal (5th gen) Adhesive System



Clinically proven IntegraBond<sup>7-15</sup> - provides outstanding performance for all restorative challenges!

- ✓ Offers outstanding shear bond strength to all popular light, dual- or auto-cure composites.



Use IntegraBond after acid-etching.

|         |  |
|---------|--|
| 3001421 | IntegraBond Adhesive Kit<br>Contains: 4ml IntegraBond, 4ml Auto-Cure Activator, (2) 1.2ml Premier Etch Syringes, 50 Microbrushes, 20 Disposable Etch Tips, Mix Wells |
| 3001411 | IntegraBond - 7ml  |
| 3001412 | Auto-Cure Activator - 7ml<br>for use when light-curing is not possible   |
| 3001413 | IntegraBond - 4ml  |

Not available in Canada. 7-15. Full bibliography available.

## Premier® Universal Primer

### Zirconia and Glass Ceramics, Metal and Composite Primer



- ✓ Ideal retention for zirconia, alumina, metal, glass ceramics + composite materials
- ✓ Dual coupling agents provides versatility and work with all substrates
- ✓ Easy to use – just apply, wait 60 seconds, and dry
- ✓ No pretreatment of restoration required
- ✓ Can be used with adhesive and self-adhesive resin cement to achieve maximum bond strength for cases that require additional retention (e.g. short and/or over tapered preparations).



|         |            |                          |
|---------|------------|--------------------------|
| 3001568 | 5ml bottle | Not available in Canada. |
|---------|------------|--------------------------|

## New! Premier X5 Sectional Matrix System™

Reliability. Convenience. Value.

*A superior sectional matrix system is here.*

Introducing the Premier X5 – an innovative, complete, high-quality, 5 component system designed to achieve accurate Class 2 composite restorations.



### 9061150 X5 Intro Kit

Contains:

|                          |                 |          |
|--------------------------|-----------------|----------|
| (1) Matrix Pin Holder    |                 |          |
| (1) Matrix Ring Forceps  |                 |          |
| (10) Matrix Rings (gray) |                 |          |
| (25) each                | Wedges          | Matrices |
|                          | Small (yellow)  | 3.5mm    |
|                          | Medium (green), | 4.5mm    |
|                          | Large (blue)    | 5.5mm    |
|                          |                 | 6.5mm    |

### 9061155 X5 Essential Kit

Contains:

|                          |                 |          |
|--------------------------|-----------------|----------|
| (10) Matrix Rings (gray) |                 |          |
| (25) each                | Wedges          | Matrices |
|                          | Small (yellow)  | 3.5mm    |
|                          | Medium (green), | 4.5mm    |
|                          | Large (blue)    | 5.5mm    |
|                          |                 | 6.5mm    |

### Reorder

-  9061190 X5 Matrix Ring (35)
-  9061170 X5 Wedge - Small (yellow) (100)
-  9061171 X5 Wedge - Medium (green) (100)
-  9061172 X5 Wedge - Large (blue) (100)
-  9061160 X5 3.5mm Matrix (25)
-  9061161 X5 4.5mm Matrix (80)
-  9061162 X5 5.5mm Matrix (80)
-  9061163 X5 6.5mm Matrix (80)

- 9061180 Matrix Pin Holder
- 9061181 Matrix Ring Forceps



## 5 Reasons to Choose X5

- ✓ Proprietary, strong, reusable resin rings – Reusable up to 5 autoclave cycles
- ✓ Anatomically-shaped matrices ensure proper contouring + tight contacts
- ✓ Compatible with other system's wedges and matrices
- ✓ Easy to use compared to Tofflemire-type retainers
- ✓ Priced right for exceptional value

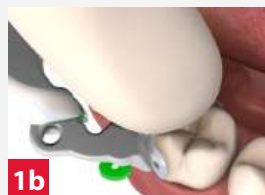


***There's never been a better time to make the switch to X5 and save without compromising quality results.***

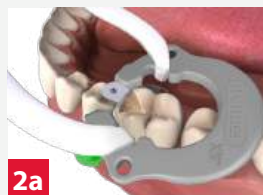


**1a**  
**Placement of Matrix.** Select matrix based on the approximate occlusogingival height. Place prongs of Pin-Holder through corresponding holes in the matrix with the gold side visible to easily disengage the instrument once the matrix is in place.

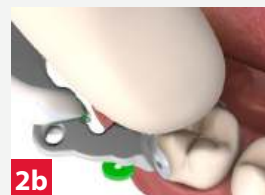
When placing the matrix before the wedge, place a finger at the occlusal aspect of the matrix to hold it in place & prevent it from dislodging, or use Pin-Holder to secure matrix, proceed with wedge placement.



**1b**  
Fold the matrix tab towards you so you can insert the matrix apically into the gingival crevice & adjust matrix to the proper height to obtain ideal benefit from the contour of matrix.



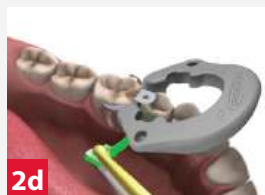
**2a**  
**Placement of Premier X5™ Ring.** Use the ring forceps to grasp and slightly expand the ring. Carefully place the ring as low as possible with the tines of the ring close to the gingival margin and straddling the wedge(s).



**2b**  
When you are ready to release the ring from the Ring Forceps, place your finger and press down on the matrix tab to prevent any unwanted movement.



**2c**  
Premier X5™ Ring in the ideal position from a buccal view.



**2d**  
**Dual-Wedging:** The Premier X5™ system allows for the insertion of a second wedge, to prevent any leakage, to be placed from the opposite side without removing the ring. The second wedge should be inserted underneath the first wedge.

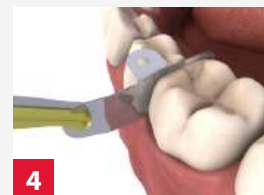


**2e**  
**Mesial & Distal Ring Placement:** The ring may be placed mesially and/or distally for better access such as the case with MOD restoration.



**3**  
**Dual-Mesial Ring Placement:** Premier X5™ ring may be stacked over each other for better access such as the case with MOD restoration.

**Perform Restoration:** Proceed to fill entire cavity preparation with desired composite material.



**4**  
**Premier X5™ Removal:** Remove ring using Ring Forceps, remove wedge(s) using Pin-Holder, separate matrix from composite using a thin bladed instrument by pushing the instrument into the embrasure. Fold matrix wings backwards and cure composite again from buccal and lingual surfaces. Remove matrix with Pin-Holder; grip one of the matrix holes with the Pin-Holder and gently wiggle the matrix out.

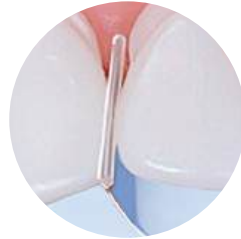
If needed, you may use another Pin-Holder on the "opposite" side of the matrix and move the matrix back and forth, or upward, until loose.

## Stop Strip

Anterior Bands with Integrated Stopper

- ✓ Turns a three-handed procedure into a two-handed one
- ✓ Light-cure Class III and IV restorations with ease

9061380 8mm (red) (100)  
9061375 10mm (blue) (100)



Unique integrated stopper secures the matrix band between adjacent teeth.



## Sycamore Wood Wedges

The Original Anatomically Carved



Wedge length in mm  
(13=13mm)  
Mini = 11mm  
UT = 13mm

- ✓ Round tip easily passes over gingiva
- ✓ Concave sides conform matrix band to tooth's anatomy
- ✓ Square end is easily inserted and removed

### Eight color-coded sizes (400 count)

|         |                             |         |                             |
|---------|-----------------------------|---------|-----------------------------|
| 9061109 | Mini (Light Blue)           | 9061103 | 15 (Blue)                   |
| 9061106 | UT - Ultra Thin (Orange)    | 9061104 | 16 (Red)                    |
| 9061100 | 13XT - Extra Thin (Neutral) | 9061105 | 17 (Neutral)                |
| 9061101 | 13T (Green)                 | 9061108 | Assorted (UT, 13, 13T & 15) |
| 9061102 | 13 (Yellow)                 |         |                             |

## Cure-Thru® Clear Cervical Matrices

Transparent Pre-contoured Matrix Forms

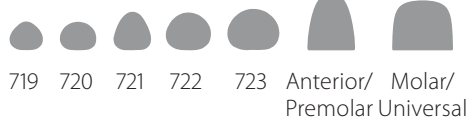
- ✓ Flexes to the exact contour of the tooth for dense restorations with excellent marginal integrity
- ✓ Compresses restorative material as you light-cure
- ✓ Helps eliminate air inhibited layer
- ✓ Reduces time to final polish

### Available in boxes of 150

9061012 719CT  
9061013 720CT  
9061014 721CT  
9061015 722CT  
9061016 723CT  
9061017 Anterior/Premolar  
9061018 Molar/Universal  
9061340 Positioning Instrument - double-ended, autoclavable  
9061011 Assorted Box - Contains: 275 matrix forms, positioning instrument, gingival retraction instrument



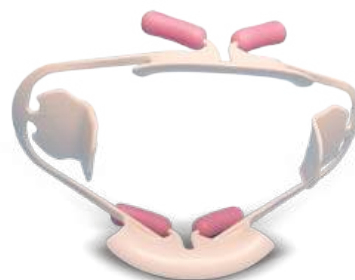
### Actual Size




## ComfortView® Lip & Cheek Retractor

- ✓ Retracts lips and cheeks for optimal buccal and gingival access
- ✓ Maximum visibility and patient comfort
- ✓ Suitable for use in diagnostic, preventative, therapeutic dental applications, in-office whitening, digital impression scanning and intra-oral photography
- ✓ Autoclavable, latex-free

9061381 Universal ComfortView Lip and Cheek Retractor  
2 per box (white)  
9061383 Small ComfortView Lip and Cheek Retractor  
2 per box (blue)  
9061382 ComfortView Refill Cushions  
10 per pack



Ensure accuracy and save time



## T-LOC™ Triple Tray®

### Adhesive-Free Dual-Arch Impression Trays

- ✓ **Patented adhesive-free design** - Retention tracks mechanically lock in material, eliminating the need for volatile, unpleasant smelling and expensive adhesives. You save both time and money.
- ✓ **Easier handling** - Large, ergonomic handles simplify loading of the tray, enable easy transfer between assistant and dentist, and facilitate tray insertion and removal from the mouth.
- ✓ **Accurate bite** - Thin, loose webbing maximizes intercuspation of the teeth and exhibits "...least water sorption & thinnest occlusal wafer"<sup>1</sup> to ensure an accurate bite.
- ✓ **Greater rigidity in posterior** due to the use of a new, novel polymer.
- ✓ **Ensure accuracy and save time** - Low sides, thin posterior bar and wide impression areas avoid impingement when the patient closes. Premier® Triple Tray® is proven<sup>2</sup> accurate - as you simultaneously capture master impression, counter impression and bite registration.

U.S. Patent #6,749,428

*T-LOC™ is the most significant advance in closed-mouth impression making since the development of the Premier® Triple Tray®*

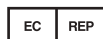
1006274 Three-Quarter Arch  
(22 trays/box)

1006204 Posterior (35 trays/box)

1006214 Anterior (28 trays/box)



dental  
**townie  
choice**  
8 Time Winner



MDSS GmbH  
Schiffgraben 41  
30175 Hannover, Germany



**premier®** Inspired solutions  
for daily dentistry®

# Proven Accurate in Over 100 Million Impressions

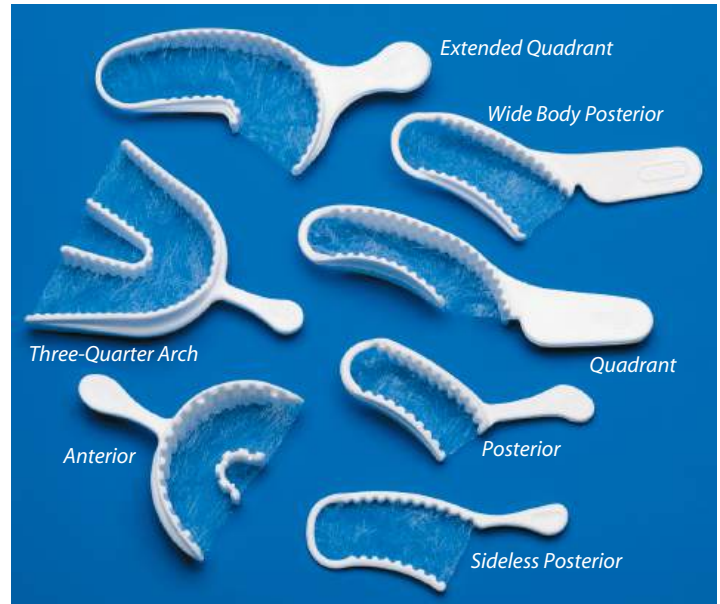
## Triple Tray®

### Dual-Arch Impression Trays

✓ Award-winning for over a decade

Premier® Triple Tray® is the professionals' most trusted name for accurate dual-arch impressions. The thin, adaptable mesh supports your impression material, ensures complete intercuspation, resists tearing and is proven to have "...least water sorption"<sup>1</sup>, reducing possibility of distortion.

- 1006283 Wide Body Posterior (Box of 48)
- 1006243 Sideless Posterior (Box of 48)
- 1006203 Posterior (Box of 48)
- 1006253 Extended Quadrant (Box of 35)
- 1006213 Anterior (Box of 35)
- 1006273 Three-Quarter Arch (Box of 35)
- 1006223 Quadrant (Box of 40)
- 1006233 Assorted (5 each of the styles above)



Townie Choice  
14 years and  
counting!



## Alfa™ Triple Tray®

### Full-Arch Alginate Impressions

✓ Revolutionizing full-arch alginate impression making

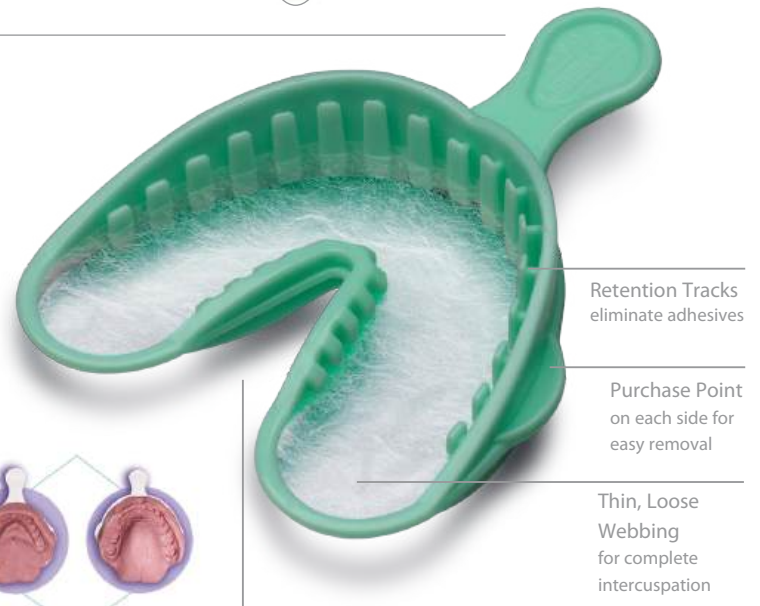
Alfa™ Triple Tray® improves patient comfort while helping to prevent gagging. Alfa cuts chair time in half and is easy to use for most full-arch alginate impressions. Use for custom trays, whitening trays, night guards, athletic guards, study models, and as a matrix for temporaries.

View online tutorial at [www.premusa.com](http://www.premusa.com)

#### Alfa™ Triple Tray® - Box of 24

- 1006313 Small (purple)
- 1006323 Medium (white)
- 1006333 Large (green)
- 1006343 Assorted (5 small, 14 medium, 5 large)

U.S. Patent #6,749,428



Palate-Free Design prevents gagging

**premier®** Inspired solutions for daily dentistry®



[premusa.com/promise](http://premusa.com/promise)

Premier® Dental Products Company • 1710 Romano Drive, Plymouth Meeting, PA 19462, USA

Phone 888-670-6100 • 610-239-6000 • Fax 610-239-6171 • [www.premusa.com](http://www.premusa.com) • E-mail: [dentalinfo@premusa.com](mailto:dentalinfo@premusa.com)

© Premier and Triple Tray are registered trademarks and Alfa and T-LOC are trademarks of Premier Dental Products Company. / ©2005 Premier Dental Products Company. / 1. Independent Research Organization, July 2000. / 2. Complete Triple Tray® Bibliography available upon request. / 3. 2003, 2004, 2006, 2007, 2008, 2009, 2010, 2011, 2012, 2013, 2014, 2015, 2016, 2017 Townie Choice Award, DentalTown Magazine. / 4. The Dental Advisor, November 2002. / 5. Independent Research Organization, July 1997 and July 2004.

## BioGREEN™ Micro-Applicators

Bendable. Economical. Eco-Friendly.

- ✓ Available in regular, fine and super-fine sizes
- ✓ Eco-Friendly
- ✓ Gluten-free & Lint-free brush tips



- 3005100 Regular (green)
  - 3005101 Fine (blue)
  - 3005102 Super-Fine (yellow)
- Contents 100 micro-applicators



## Pre-Contoured Metal Bands

- ✓ Anatomical shape achieves better contact points
- ✓ Ideal for large Class II restorations with incremental curing technique
- ✓ Finished edges ensure patient comfort
- ✓ Measures 0.035mm thickness

9061070 Box of 30



## Triple Tray®

Proven Accurate in Over 185 Million Impressions

- ✓ Three techniques in one  
– Saves time, money and materials.
- ✓ Adaptable, ultra-thin webbing  
– Provides accurate bite registration and low water sorption<sup>17</sup> reducing the possibility of distortion
- ✓ Disposable – No cleaning involved, aseptic
- ✓ Seven configurations – Designed to address all clinical cases

- 1006203 Posterior - Box of 48
  - 1006243 Sideless Posterior - Box of 48
  - 1006283 Wide Body Posterior - Box of 48
  - 1006213 Anterior - Box of 35
  - 1006223 Quadrant - Box of 40
  - 1006253 Extended Quadrant - Box of 35
  - 1006273 Three-Quarter Arch - Box of 35
  - 1006233 Assorted - Box of 35
- Contains 5 each of designs listed above



18x winner!



## T-LOC™ Triple Tray®

Adhesive-free Dual-arch Impression Trays

- ✓ Patented adhesive-free design
- ✓ Easier handling
- ✓ Accurate bite
- ✓ Greater rigidity in posterior
- ✓ Ensure accuracy and save time

- 1006204 Posterior - Box of 35
- 1006214 Anterior - Box of 28
- 1006274 Three-Quarter Arch - Box of 22



7x winner!

17. Independent Research Organization, July 2000.

## Pro Clean™

Professional Strength Tartar and Stain Remover  
for Dentures, Partials, Retainers and Night Guards

- ✓ Extremely effective cleaner
- ✓ Environmentally friendly
- ✓ Easy to mix and use during patient's prophy or dispense for patient home use

9011103 Box of 25 packets  
9011102 Case of 10 boxes - (25 packets/box)



## Sleeve-It™

Disposable Barrier Sleeves  
Help Prevent Cross-Contamination

Premier's Sleeve-It™ disposable barrier sleeves provide proven protection against cross-contamination. Made from high-grade durable material, Sleeve-It barriers have passed extensive testing<sup>29</sup> to ensure patient safety.

Easy to use, Sleeve-It barriers slide over syringe and cartridge dispensers and feature a pre-cut opening to pass through the dispensing tip.

Ideal for multiple-use dispensers that cannot be reprocessed using heat-sterilized or high-level disinfectants, Sleeve-It barriers can be conveniently used for each new patient per FDA, CDC and OSHA recommendations<sup>30</sup>.

- ✓ Proven barrier protection for multiple-use dispensers
- ✓ Protection against cross-contamination.
- ✓ Passed extensive testing<sup>29</sup> to ensure patient safety.
- ✓ Easy to use

9011501 100 Series - Fits 0.7 - 3.0ml syringe  
Contains: 300 disposable barrier sleeves  
9011503 200 Series - Fits 5ml dual-barrel syringe  
Contains: 300 disposable barrier sleeves

Perfect for  
BioCoat®!  
See page 3.



**100** SERIES 9011501 100 series  
(Fits 0.7 -3.0ml syringe)



**200** SERIES 9011503 200 series  
(Fits 5ml dual-barrel syringe)