

# Catalogue 2023




# Constant Superior Quality, Innovation in line with science and clinical practice

Intensiv is constantly committed to the development of innovative products such as Intensiv ZirconCut (p. 24-25) and the patented Intensiv Ortho-Strips System, Central (p. 96-97). Product development is significantly supported by close cooperation with experts in dentistry and leading university clinics. Always with an eye to providing ground-breaking solutions to the clinical challenges of practising dentists. Intensiv's consistently superior product quality is made possible by the selection of excellent raw materials and our unique industrial processes. 100% final piece control guarantees customers a product of the highest quality at all times.

























Intensiv products thus become the benchmark for excellence in terms of quality and functionality for preparation, finishing and polishing instruments. We are proud and thank you for choosing Intensiv for your instruments.


We are very pleased to count you among our customers and to be able to present you today with our new Intensiv catalogue 2023. We wish you interesting discoveries while reading this catalogue and much success in choosing your Intensiv instruments.



*Günter Smailus*  
CEO Intensiv SA

# Intensiv Specialities and Innovations

<p><b>Intensiv Swingle</b></p> <p>Pages 80-81 and 90-91</p>  <p>Intensiv Swingle</p> <p>Intensiv Swingle SWISS EDITION</p>	<p><b>Intensiv Guided Universal Prep Set</b></p> <p>Pages 14-15</p> 	<p><b>Intensiv Cutting Instruments</b></p> <p>Pages 70-71</p> 
<p><b>Intensiv Proxoshape</b></p> <p>Pages 84-85</p> 	<p><b>Intensiv OST400Set01/6</b></p> <p>Page 98</p> 	<p><b>Intensiv Ortho-Strips System, Central</b></p> <p>Pages 96-97</p> 
<p><b>Intensiv ZirconCut Prosthetics</b></p> <p>Pages 24-25</p> 	<p><b>Intensiv ProxoshapeTray</b></p> <p>Page 74</p> 	<p><b>Intensiv Ortho-StripsTray</b></p> <p>Page 75</p> 
<p><b>Intensiv IPR-DistanceControl</b></p> <p>Page 99</p> 	<p><b>Intensiv HygienicTray HT1000</b></p> <p>Page 73</p> 	<p><b>Intensiv HygienicTray HT2000</b></p> <p>Page 73</p> 
<p><b>Intensiv ProxoStrip</b></p> <p>Page 106</p> 	<p><b>Intensiv IPR Set</b></p> <p>Pages 100-101</p> 	<p><b>Intensiv PrepTwins</b></p> <p>Pages 104-105</p> 
<p><b>Intensiv ProxoStrip Plus</b></p> <p>Page 106</p> 	<p><b>Intensiv ProxoStrip Anterior</b></p> <p>Page 107</p> 	<p><b>Intensiv ProxoStrip Anterior</b></p> <p>Page 107</p> 
<p><b>Intensiv ProxoContour Coarse</b></p> <p>Page 107</p> 	<p><b>Intensiv ProxoPolish</b></p> <p>Page 108</p> 	<p><b>Intensiv ProxoPolish</b></p> <p>Page 108</p> 
<p><b>Intensiv UniglossPolisher</b></p> <p>Page 109</p> 	<p><b>Intensiv UniglossPaste</b></p> <p>Page 109</p> 	<p><b>Intensiv DiaTweezer</b></p> <p>Page 110</p> 



Intensiv Cons and Prosthetic Sets

# Intensiv Cons Sets



## Cons

Intensiv Cerinlay Set .....	6
Intensiv Minimal Invasiv Prep Set .....	7
Intensiv Composhape Set 1 .....	8
Intensiv Composhape Set Anterior & Posterior .....	9
Intensiv Combi Prep Set: Direct Restoration .....	10
Intensiv Combi Prep Set: Contouring and Finishing Set .....	11
Intensiv Perio Set .....	12

# Intensiv Cerinlay Set

Special diamond instruments for inlay cavity preparations

Restorations using ceramic inlays require simple preparations with rounded interior edges and sharp cavity margins without bevelling. The slightly tapered shape and suitable small diameters of these instruments make undercut-free cavity preparations possible.



REF 011

## Product Description

- 4 cones, rounded edges, Ø 014 and 018, 6.0 and 8.0 mm, 80 µm
- 4 shape and dimension matching instruments in 25 µm

Colour code	Micron	Description
<span style="background-color: #0070C0; color: white; padding: 2px;">524</span>	80 µm	Medium
<span style="background-color: #FFFFFF; border: 1px solid black; padding: 2px;">514</span>	25 µm	Fine

**LENGHT**  
in mm ] L

**COLOUR CODE**  
Grit size indicator

**R** RADIUS  
in mm

**Ø** DIAMETER  
in ISO 1/10 mm

REF 011 - FG	R 0.28 L 6.0 Ø 014	R 0.20 L 8.0 Ø 014	R 0.28 L 6.0 Ø 018	R 0.28 L 8.0 Ø 018	R 0.28 L 6.0 Ø 014	R 0.28 L 8.0 Ø 014	R 0.28 L 6.0 Ø 018	R 0.28 L 8.0 Ø 018
<span style="background-color: #0070C0; color: white; padding: 2px;">FG 8425</span>	<span style="background-color: #0070C0; color: white; padding: 2px;">FG 8427</span>	<span style="background-color: #0070C0; color: white; padding: 2px;">FG 8525</span>	<span style="background-color: #0070C0; color: white; padding: 2px;">FG 8526</span>	<span style="background-color: #FFFFFF; border: 1px solid black; padding: 2px;">FG 3425</span>	<span style="background-color: #FFFFFF; border: 1px solid black; padding: 2px;">FG 3427</span>	<span style="background-color: #FFFFFF; border: 1px solid black; padding: 2px;">FG 3525</span>	<span style="background-color: #FFFFFF; border: 1px solid black; padding: 2px;">FG 3526</span>	<span style="background-color: #FFFFFF; border: 1px solid black; padding: 2px;">FG 3526</span>

## Indications

- Preparation and finishing of ceramic inlay cavities for premolars and molars

University of Berlin, Germany



## Benefits

- Preparation method clinically tested at the University of Berlin
- Finishing of fracture-free enamel margins
- Split-free marginal integration of inlays

## Clinical pictures

- 01 Ceramic inlay cavity preparation with instrument FG 8526
- 02 Cavity finishing with instrument FG 3526
- 03 Cavity finishing with instrument FG 3525

# Intensiv Minimal Invasiv Prep Set

Diamond instruments for minimally invasive restorations

Minimally invasive restoration techniques are designed to preserve healthy tooth substance. A defect-oriented procedure therefore requires preparation techniques with appropriately miniaturized instrument shapes.



REF 144

## Product Description

- 1 cylinder, Ø 007, 2.0 mm, 40 µm
- 2 balls, Ø 007, with various neck lengths, 40 µm
- 1 wheel, Ø 015, 0.7 mm, 40 µm

Colour code	Micron	Description
<span style="color: red;">■</span> 514	40 µm	Fine

**LENGHT**  
in mm

L

**DIAMETER**  
in ISO 1/10 mm

**COLOUR CODE**  
Grit size indicator

REF 144 - FG	L 2.0 Ø 007	Ø 007	Ø 007	L 0.7 Ø 015
<span style="color: red;">■</span> FG 4612	<span style="color: red;">■</span> FG 4199	<span style="color: red;">■</span> FG 4699	<span style="color: red;">■</span> FG 4610	

## Indications

Preparation of:

- Class I amalgam and composite fillings
- Classes II and III composite fillings
- Palatal fillings
- Tunnel preparations

## Benefits

- Preservation of healthy tooth substance
- Preservation of marginal ridge in tunnel preparations
- Selective access
- No need of final polishing

University of Zurich, Switzerland




## Clinical pictures

- 01 Depth control of the preparation with instrument FG 4612
- 02 Preparation of the palatal micro cavity with instrument FG 4610
- 03 Palatal opening and preparation of an anterior cavity with instrument FG 4610

# Intensiv Composhape Set 1

Diamond instruments for modelling and finishing composite restorations

Contouring and finishing of composite fillings is an important step in restorative dentistry. Tooth substance must be preserved and enamel and filling fractures avoided to prevent infiltrations and secondary caries.

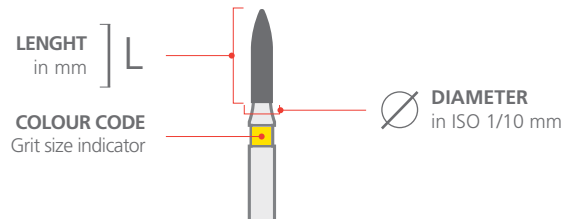



REF 015

## Product Description

- 2 flames, Ø 010 and 012, 5 and 7 mm, 40 µm
- 1 torpedo, Ø 014, 6mm, 40 µm
- 1 football, Ø 021, 5mm, 40 µm
- 2 balls, Ø 017 and 024, 40 µm
- Shape and dimension matching instruments in 15 µm

Colour code	Micron	Description
■ 514	40 µm	Fine
■ 504	15 µm	Extra fine



REF 015 - FG	L 5.0 Ø 012		L 7.0 Ø 010		L 6.0 Ø 014		L 5.0 Ø 021		Ø 017		Ø 024		All instruments are also available in RA 
	■ FG 4205	■ FG 4205L	■ FG 4062	■ FG 4255	■ FG 4201	■ FG 4400	■ FG 5205	■ FG 5205L	■ FG 5062	■ FG 5255	■ FG 5201	■ FG 5400	

## Indications

- Contouring and finishing of:
- Composite fillings in anterior and posterior teeth
  - Extended fissure sealings with flowable composites
  - Enamel margins in adhesive preparation

## Benefits

- Significant reduction of enamel and filling margin fractures
- Smooth filling surfaces ideally prepared for high gloss polishing

University of Zurich, Switzerland






# Intensiv Composhape Set Anterior & Posterior

Instruments for all tooth morphologies. Fine grain for modelling, micro grain for smoother surfaces

Finishing of adhesive restorations must be non-destructive and tooth surfaces must be carefully prepared for final polishing. Use of these instruments preserves far more tooth substance compared to conventional finishing instruments. Fractures of enamel and composite margins are significantly less common. A greater amount of perfect margins is therefore produced.



REF 018

## Product Description

- 1 cone, round, Ø 016, 10 mm, 40 µm
- 2 flames, short and long, Ø 014 and 012, 3 and 5 mm, 40 µm
- 1 pear, long, Ø 013, 40 µm
- 1 football, Ø 021, 40 µm
- 1 ball, Ø 017, 40 µm
- Shape and dimension matching instruments in 15 µm

Colour code	Micron	Description
514	40 µm	Fine
504	15 µm	Extra fine

**LENGHT**  
in mm

L

**DIAMETER**  
in ISO 1/10 mm

**COLOUR CODE**  
Grit size indicator

REF 018 - FG	40 µm (Fine)						All instruments are also available in RA
	L 10.0 Ø 016	L 3.0 Ø 014	L 5.0 Ø 012	L 4.5 Ø 013	L 5.0 Ø 021	Ø 017	
	FG 4236	FG 4274	FG 4205	FG 4223	FG 4250	FG 4201	
	FG 5236	FG 5274	FG 5205	FG 5223	FG 5250	FG 5201	

## Indications

Finishing of:

- Composite fillings in anterior and posterior teeth
- Composite and ceramic inlays and veneers
- Extended fissure sealings with flowable composites
- Enamel margins in adhesive preparations

## Benefits

- Significant reduction of enamel and filling margin fractures
- Perfectly smooth filling surfaces ideally prepared for the high gloss polishing

University of Zurich, Switzerland



# Intensiv Combi Prep Set: Direct Restoration

Diamond instruments for direct tooth-coloured adhesive restorations

Direct restoration techniques require preparations that give primary importance to efficiency and precision. The definitive fracture-free preparation of margins plays a key role in finishing, particularly in the case of adhesive restorations. This makes the rotating and oscillating instruments designed for use with these techniques an essential aid.



REF 133

## Product Description

- 4 cylinders, Ø 010 and 014, 5 mm, 80 and 25 µm
- 1 cylinder, Ø 009, 3 mm, 80 µm
- 2 balls, Ø 010 and 012, 80 µm
- 3 flames, short and long, Ø 010 and 012, 40 and 8 µm
- 1 Intensiv Proxoshape file PS2, 40 µm
- 1 ball, Ø 024, 40 µm

Colour code	Micron	Description
<span style="color: blue;">■</span> 524	80 µm	Medium
<span style="color: red;">■</span> 514	40 µm	Fine
<span style="color: white;">■</span> 514	25 µm	Fine
<span style="color: orange;">■</span> 494	8 µm	Ultra fine

Instrument	Length (L)	Diameter (Ø)	Color Code	Part Number
Cylinder	5.0	014	Blue	FG 8714
Cylinder	5.0	014	White	FG 3714B
Cylinder	5.0	010	Blue	FG 8710
Cylinder	5.0	010	White	FG 3710B
Cylinder	3.0	009	Blue	FG 8212S
Ball	-	012	Blue	FG 8200
Ball	-	010	Blue	FG 8200S
Flame	5.0	012	Red	FG 4205
Flame	5.0	012	Orange	FG 9205
Flame	7.0	010	Red	FG 4205L
Flame	8.50	-	Red	PS2
Ball	-	024	Red	FG 4400

## Indications

- Preparation of cavities for aesthetic adhesive fillings in anterior and posterior teeth

## Benefits

- Sharp-edged and fracture-free margins
- Invisible tooth-coloured restorations
- Method clinically tested by the University of Zurich

University of Zurich, Switzerland



# Intensiv Combi Prep Set: Contouring and Finishing Set

Diamond instruments for finishing  
of aesthetic restorations

In current restoration techniques, the quality of the generated surface is the key factor at the contouring and finishing stage. For this reason, the rotating and oscillating instruments developed for these techniques are essential.



REF 135

## Product Description

- 1 ball, Ø 033, 8 µm
- 4 flames, Ø 012, 013 and 014, 3 and 5 mm, 40 and 8 µm
- 1 cylinder, Ø 011, 10 mm, 8 µm
- 1 football, Ø 022, 5 mm, 80 µm
- 2 Intensiv Proxoshape files, PS2S and PS9S, 40 and 8 µm
- 2 Intensiv Rootshape files, RS40 and RS9, 40 and 8 µm

Colour code	Micron	Description
524	80 µm	Medium
514	40 µm	Fine
494	8 µm	Ultra fine

Instrument	Length (L)	Diameter (Ø)	Code
Ball		033	FG 9401
Flame	5.0	012	FG 4205
Flame	5.0	012	FG 9205
Flame	3.0	014	FG 4274
Proxoshape	8.5		PS2S
Proxoshape	8.5		PS9S
Rootshape	3.0		RS40
Rootshape	3.0		RS9
Cylinder	10.0	011	FG 9040
Football	5.0	022	FG 8255
Football	3.0	013	FG 9274

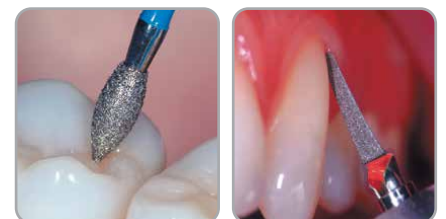
## Indications

- Finishing of adhesive restorations in the anterior and posterior areas

## Benefits

- Exact contouring of composite margins
- Creation of fine composite surfaces ideally prepared for final polishing
- Method clinically tested by the University of Zurich

University of Zurich, Switzerland



# Intensiv Perio Set

Diamond instruments for odontoplasty and mechanical root planing in periodontal treatments

Some important interventions in the treatment of periodontitis include the cleaning and polishing of the root surface. Supragingival and subgingival plaque as well as calculus and superficial endotoxin-containing cementum layers must be thoroughly removed. These are absolute preconditions for the complete healing and regeneration of the periodontal tissue.



## Product Description

- The coarse 75 µm burs are used only in odontoplasty
- The fine grit 40 µm burs are used for depuration of root surfaces
- The 15 µm burs are used for the final planing

REF 045, Intensiv Perio Set.  
All Diamond instruments are available in packages of 1, 3 or 6 pcs

Colour code	Micron	Description
524	80 µm	Medium
514	40 µm	Fine
504	15 µm	Extra fine

**LENGHT**  
in mm

**COLOUR CODE**  
Grit size indicator

**DIAMETER**  
in ISO 1/10 mm

<p>REF 045 – 831L – RA</p> <p>L 7.0 Ø 014</p> <p>RA 475</p> <p>L 7.0 Ø 013</p> <p>RA 440</p> <p>L 7.0 Ø 012</p> <p>RA 415</p>	<p>REF 045 – 832L – RA</p> <p>L 5.0 Ø 016</p> <p>RA 675</p> <p>L 5.0 Ø 014</p> <p>RA 640</p> <p>L 5.0 Ø 014</p> <p>RA 615</p>	<p>REF 045 – 831 – RA</p> <p>L 7.0 Ø 014</p> <p>RA 575</p> <p>L 7.0 Ø 013</p> <p>RA 540</p> <p>L 7.0 Ø 012</p> <p>RA 515</p>
<p>REF 045 – 832 – RA</p> <p>L 5.0 Ø 016</p> <p>RA 775</p> <p>L 5.0 Ø 014</p> <p>RA 740</p> <p>L 5.0 Ø 014</p> <p>RA 715</p>		

## Indications

- Mechanical removal of supragingival and subgingival concretions
- Periodontal surgery (depuration of exposed root surfaces)
- Root planing
- Odontoplasty


## Benefits

- Homogeneous smooth root surfaces

Prof. K.H. Rateitschak, Basel, Switzerland



# Intensiv Prosthetic Sets



Intensiv Guided  
Universal Prep Set

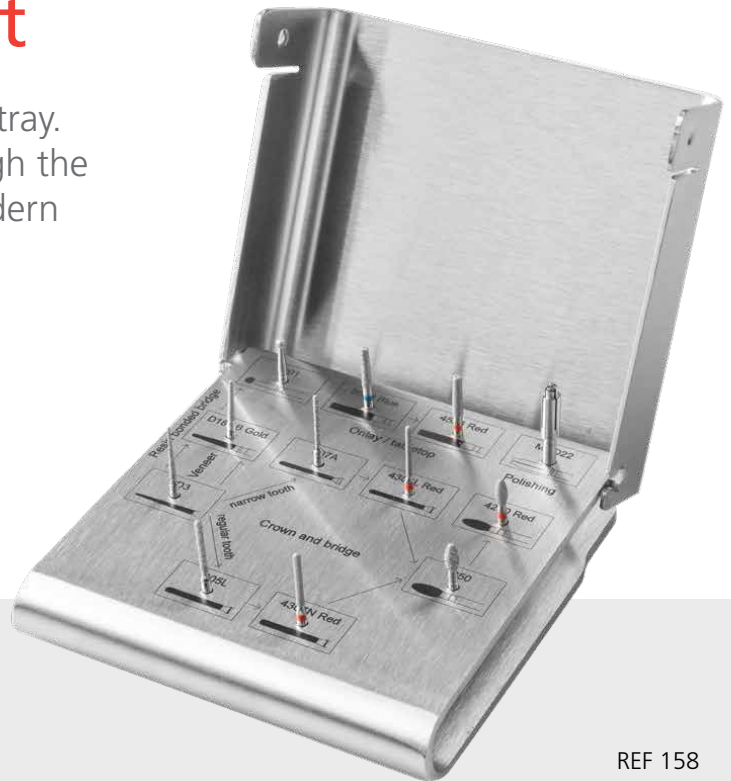
## Prosthetic

Intensiv Guided Universal Prep Set .....	14
Intensiv Sets Direct and Indirect Anterior & Posterior .....	16
Intensiv Advanced Prep & Finishing Set for Cerec Restorations .....	18
Intensiv Universal full Crown and Porcelain Veneer Prep Set .....	20
Intensiv Tooth Caring Bur Set .....	21
Intensiv Modular Veneer Set .....	22
Intensiv Geneva Prep Set .....	23
Intensiv ZirconCut Prosthetics .....	24

# Intensiv Guided Universal Prep Set

Innovative Prep set in stainless steel tray.  
An imprinted diagram guides through the current preparation methods of modern reconstructive dentistry

A precise, tissue conserving preparation for the manufacture of veneers, inlays, overlays, tabletops and adhesive bridges is permanently secured through this perfected, goal-oriented set of rotating and oscillating diamond instruments in the desired highest quality.



REF 158

## Product Description

### TRAY:

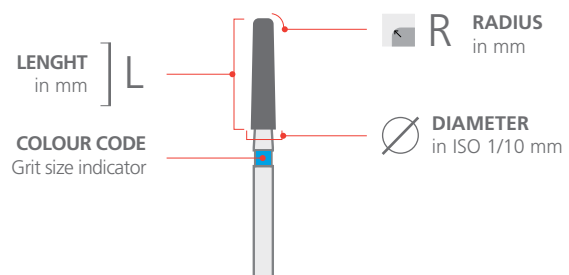
- Two-pieces stainless steel tray, consisting of a base, connected to a detachable lid
- Dimensions: l 77 mm, w 75 mm, h 31 mm
- The tray is printed with a diagram as well as pictograms of the instruments for structured guidance through the clinical applications

### INSTRUMENTS:

- 1 cone, pointed,  $\varnothing$  012, 11 mm, 80  $\mu$ m
- 4 cylinders, x-long, round,  $\varnothing$  012, 013, 011 and 011, 10 mm, 90 and 40  $\mu$ m
- 1 ball,  $\varnothing$  018, 90  $\mu$ m
- 2 cones, rounded edge,  $\varnothing$  018, 8 mm, 80 and 40  $\mu$ m
- 2 footballs,  $\varnothing$  023 and 021, 5 mm, 106 and 40  $\mu$ m
- 1 cone, round,  $\varnothing$  016, 8 mm, 50  $\mu$ m

Colour code	Micron	Description
524	106 $\mu$ m	60/80/90 $\mu$ m* Standard
524	80 $\mu$ m	Medium
514	50 $\mu$ m	Golden Burs GB
514	40 $\mu$ m	Fine

\*Depending on the shape and size of the instruments, the grit size may differ from the specified value.



REF 158 - FG

<p>FG D3</p>	<p>FG 305L</p>	<p>FG 4307N</p>	<p>FG 307A</p>	<p>FG 4305L</p>	<p>FG 201</p>	<p>FG 8526</p>	<p>FG 4526</p>
<p>FG 250</p>	<p>FG 4250</p>	<p>FG D18GB</p>	<p>MRD22</p>				

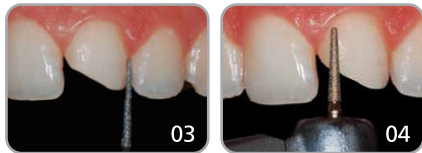
## Indications

- Veneer preparation
- Crown preparation
- Full ceramic reconstructions
- Reconstructions with zirconium oxide ceramic
- Optical impression and CAD/CAM
- From minimal-invasive to conventional preparation technique

Zentrum für Zahnmedizin ZMZ Zurich,  
Switzerland



Classic  
veneer



Additional  
veneer  
(purely  
defect-oriented  
preparation)



Full crown  
preparation



Partial crown,  
overlay (tabletop)  
preparation



Adhesive  
bridge  
preparation



## Benefits

- Clearly defined and effective application of diamond instruments, thanks to the diagram printed on the tray chart with a recommended sequence of instruments and their grits
- Unique, innovative prep set for all types of modern reconstruction
- Secure identification and storage of instruments
- The tray can be sterilized by a validated method

## Clinical pictures

- 01 Before preparation, an ultra-fine retraction thread was placed in the sulcus to protect the gingival margin. Interdenal preparation with separation instrument FG D3
- 02 Axial reduction with veneer preparation instrument FG D18GB, 0.5mm wide shoulder preparation
- 03 Interdenal defect-oriented preparation with separation instrument FG D3
- 04 Axial reduction with veneer preparation instrument FG D18GB, tapered edge
- 05 Veneer detail
- 06 Shoulder preparation on tooth 21: placing of an ultra thin thread, interdenal separation with separation instrument FG D3, 1mm wide circular internally rounded shoulder preparation with shoulder instrument FG 305L. The preparation set includes a narrow shoulder preparation instrument FG 307A for narrow tooth stumps and tight spaces
- 07 Palatal concavity with frontside rounded football instrument FG 250
- 08 Finishing of the shoulder and axial walls: the stump is smoothed with the newly developed - analogous to the dimensions of the preparation instrument - cylindrical finishing instrument FG 4307N (wide)
- 09 Defect-oriented overlay (tabletop) preparation on a patient with dentition damaged by erosion and abrasion, rough preparation with preparation instrument FG 8526, occlusal preparation with football instrument FG 250
- 10 Finishing with appropriate finishing instruments FG 4526 and FG 4250, posterior breaking of all sharp edges with abrasive discs clamped into the mandrel
- 11 Definition of a mesial and distal groove in the enamel in the desired direction of insertion, slightly palatal to the future contact point, with separation instrument FG D3
- 12 Expansion of groove in the enamel with conical veneer preparation instrument FG D18GB, thereby fulfilling currently valid requirements for full ceramic and CAD/CAM production (apically rounded, 6° conicity, clear groove definition)
- 13 Preparation of a cingulum support in the enamel with ball instrument FG 201

# Intensiv Sets Direct and Indirect Anterior & Posterior

Diamond instruments for anterior and posterior direct and indirect restorations

Aesthetic direct and indirect restorations play a predominant role in modern dentistry and represent a new limit between the conservative dentistry and the prosthesis for recovering individual elements. A complete set of instruments for all clinical indications in the field of direct and indirect aesthetic restorations, is selected.



REF 202PI

## Product Description

3 sets with 8 diamond-coated instruments each, placed in the Intensiv HygienicTray HT1000.

REF 202PI

Posterior indirect restorations

- 1 cone, Ø 012, 8 mm, 80 µm
- 4 cones, Ø 014, 8 mm, 80 and 25 µm grits
- 1 cone, Ø 020, 4 mm, 25µm
- 2 cones, Ø 018, 6 mm, 80 and 25 µm

REF 202PD


Posterior direct restorations

- 1 cylinder, Ø 009, 3 mm, 80 µm
- 4 cylinders, Ø 011 and 013, 6 mm, 80 and 25 µm
- 2 cylinders, Ø 014, 6 mm, 80 and 25 µm
- 1 flame, Ø 014, 7 mm, 40 µm


REF 202ADI

Anterior direct and indirect restorations

- 1 ball, Ø 009, 60 µm
- 2 balls, Ø 014, 90 and 40 µm
- 2 balls, Ø 023, 106 and 40 µm
- 2 cylinders, rounded end, Ø 012, 10 mm, 90 and 40 µm
- 1 flame, Ø 010, 7 mm, 40 µm



REF 202PD



REF 202ADI

## Indications

- Preparation of cavities for direct and indirect restorations in anterior and posterior areas
- Conservative preparations with perfectly finished cavity walls and margins

## Benefits

- Placed in Intensiv HygienicTray (HT1000) instrument holders, to facilitate the identification and the organization of the sets
- Possible individualisation of the sets with additional instrument insertion (oscillating instruments, rubber cups etc.) thanks to the 13 FG and 5 RA holes in the tray
- Form and size congruence between the preparation and finishing instruments







Dr. Roberto Spreafico, Busto Arsizio, Italy

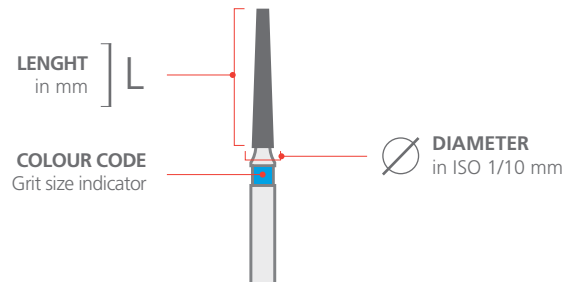


























## Clinical pictures

- 01 FG 8525: preparation of the walls
- 02 FG 3413R: finishing of the occlusal surface
- 03 FG 8212S: opening of the cavity for direct restorations
- 04 FG 3514/3614B/3414B: finishing of the margins
- 05 FG 305L: production of vestibular guiding grooves and preparation of incisal margin
- 06 FG 4307N: finishing of the preparation for veneers

Colour code	Micron		Description
 524	106 µm	60/80/90 µm*	Standard
 524	80 µm		Medium
 514	40 µm		Fine
 514	25 µm		Fine

\*Depending on the shape and size of the instruments, the grit size may differ from the specified value.



REF 202PI – FG	 L 8.0 Ø 012 FG 116	 L 6.0 Ø 014 FG 8425	 L 8.0 Ø 014 FG 8427	 L 6.0 Ø 018 FG 8525	 L 4.0 Ø 020 FG 3413R	 L 6.0 Ø 014 FG 3425	 L 8.0 Ø 014 FG 3427	 L 6.0 Ø 018 FG 3527		
	REF 202PD – FG	 L 3.0 Ø 009 FG 8212S	 L 6.0 Ø 011 FG 8510	 L 8.0 Ø 014 FG 8614	 L 6.0 Ø 013 FG 8514	 L 7.0 Ø 010 FG 4205L	 L 6.0 Ø 011 FG 3514	 L 8.0 Ø 014 FG 3614B	 L 6.0 Ø 013 FG 3414B	
		REF 202ADI – FG	 Ø 009 FG 200S	 Ø 014 FG 201S	 Ø 023 FG 400S	 L 10.0 Ø 012 FG 305L	 L 7.0 Ø 010 FG 4205L	 Ø 012 FG 4201S	 Ø 021 FG 4400S	 L 10.0 Ø 013 FG 4307N

# Intensiv Advanced Prep & Finishing Set for Cerec Restorations

Diamond instruments for inlays, partial and full crowns, and fixed restorations

Both instrument sets fulfil in an ideal manner all the requirements for superior multipurpose preparation and finishing goals created by Cerec 3 technology.

## Product Description

Inlay cavities and partial crowns:

- 4 cylinders, rounded edges, Ø 011 and 014, 5, 6, and 8 mm, 80 and 25 µm
- 1 cone, rounded edges, Ø 018, 8 mm, 25 µm
- 1 cone, Ø 010, 8 mm, 25 µm

CROWN PREPARATION:

- 1 cone, Ø 012, 11 mm, 80 µm
- 2 cylinders, rounded edges, Ø 014, 10 mm, 80 and 25 µm
- 1 cone, rounded edges, Ø 016, 8.06 mm, 80 µm.
- 1 football, conical, Ø 022, 5 mm, 80 µm
- 1 football, Ø 021, 5 mm, 40 µm

FINISHING:

- 4 flames, Ø 012, 013, 014, 3 and 5 mm, 40 and 8 µm
- 1 ball, Ø 009, 60 µm
- 1 ball, Ø 012, 90 µm
- 2 balls, Ø 024, 40 and 8 µm
- 2 Intensiv Proxoshape Files PS2 and PS9, 40 and 8 µm



REF 222A



REF 222B

University of Zurich, Switzerland



## Clinical pictures

- 01 Shoulder preparation on tooth 21: The circular shoulder is structured with a plane front face using FG 8422. Shoulder width approx. 0.8 mm
- 02 Finishing the preparation: the tooth stump is finished with FG 3614B
- 03 Preparation of chamfer on tooth 11: The circular chamfer is prepared with FG 8040
- 04 Finishing the preparation: the stump is finished with FG 3040B
- 05 Shoulder preparation: defect-oriented crown preparations on molars and premolars after finishing for adhesive attachment of full ceramic Cerec crowns
- 06 Veneer preparations on the lateral incisor teeth without inclusion of the incisal edges

## Indications

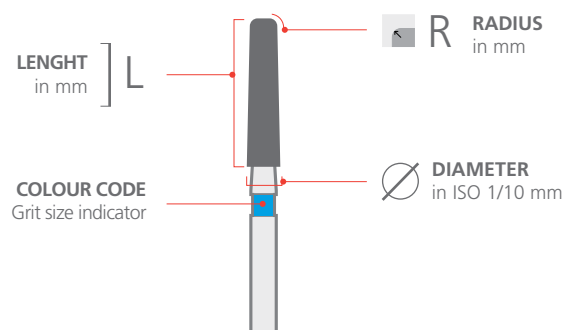
- Cavity preparation for inlay and partial crowns and for full ceramic bridges in zirconium oxide
- Contouring and finishing of the CAD/CAM-generated occlusion

## Benefits

- Precise cavity contours for optical identification
- Preservation of healthy tooth substance
- Prepolishing with reduced roughness depth
- Method clinically tested by the University of Zurich

Colour code	Micron	Description
524	106 µm	Standard
524	80 µm	Medium
514	40 µm	Fine
514	25 µm	Fine
494	8 µm	Ultra fine

\*Depending on the shape and size of the instruments, the grit size may differ from the specified value.



REF 222A – FG								
REF 222B – FG								

(\*Intensiv Proxoshape, pages 84-85)

# Intensiv Universal full Crown and Porcelain Veneer Prep Set

Diamond Instruments for crown and bridge prosthetic restorations

Often during prosthetic preparation it is necessary to follow a simple, accurate, repeatable and reliable method. The method created by Dr. Dazhaev, Moscow, in collaboration with Intensiv, allows for a structured process, thanks to the adequate selection of instruments and the production of special shapes, ensuring long-term outcome.



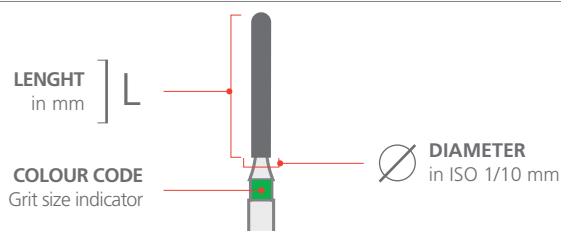
REF 010

## Product Description

- 3 cylinders, round, Ø 010, 012 and 021, 8 mm, 125 µm
- 2 cylinders, round, Ø 013 and 022, 8 and 5 mm, 40 µm
- 2 egg-shaped instruments, Ø 023 and 022, 5 mm, 125 and 40 µm
- 2 cones, round, Ø 012 and 013, 10 mm, 125 and 40 µm
- 4 depth markers, 125 µm

Colour code	Micron		Description
534	125 µm	106 µm*	Coarse
514	40 µm		Fine

\*Depending on the shape and size of the instruments, the grit size may differ from the specified value.



REF 010 - FG								

## Indications

- Preparation of full crowns
- Preparation of porcelain veneers

## Benefits

- Fast and very precise reduction
- Depth markers
- Very accurate crisp chamfer creation
- Composition of this set allows following both, classic and minimal invasive approach to preparation

Dr. G. Dazhaev, Moscow, Russia



# Intensiv Tooth Caring Bur Set

Diamond instruments for lowering and finishing subgingival edge of cervical steps and shoulders of fixed prosthetic preparations without damaging adjacent teeth

This preparation method requires a set of special instruments to enable efficient and controlled substance removal. At the same time these instruments ensure perfectly finished surfaces of shoulders and margins for stumps in prosthetics.



REF 001

## Product Description

- 2 cylinders, rounded edges, end-coated only, Ø 011, 40 and 25 µm
- 3 shape and dimension matching instruments, Ø 014 in 80, 40 and 25 µm

Colour code	Micron	Description
524	80 µm	Medium
514	40 µm	Fine
514	25 µm	Fine

REF 001 – VB1 – FG	REF 001 – VB2 – FG
<ul style="list-style-type: none"> <li>Ø 011</li> <li>FG 01140</li> <li>FG 01125</li> </ul>	<ul style="list-style-type: none"> <li>Ø 014</li> <li>FG 01480</li> <li>FG 01440</li> <li>FG 01425</li> </ul>

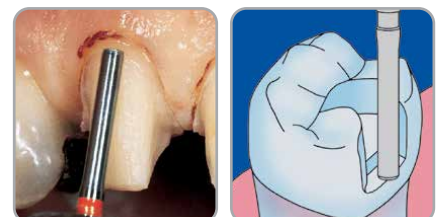
## Indications

- Preparation of shoulder margins and proximal box margins

## Benefits

- Preservation of prepared stump and shoulder profiles
- Prevention of iatrogenic damage

University of Bern, Switzerland



# Intensiv Modular Veneer Set

Diamond instruments for Veneer preparations

Ceramic veneers are generally seen today as a minimal invasive and long lasting reconstruction form. Tooth preparation defined and restricted to the enamel is a prerequisite for permanent, tooth-friendly veneer placement.



REF 099

## Product Description

- 1 ball, Ø 009, 60 µm
- 1 pilot instrument S4, depth specification of 0.4 mm labially
- 1 torpedo, Ø 014, 10 mm, 90 µm
- 1 torpedo, Ø 011, 2 mm, 40 µm
- 2 flames, Ø 010, 7 mm, 40 and 15 µm
- 2 footballs, Ø 029, 5.5 mm, 40 and 15 µm
- 2 cones pointed, Ø 008 and 007, 4 mm, 40 and 15 µm

Colour code	Micron		Description
524	106 µm	60/80/90 µm*	Standard
514	40 µm		Fine
504	15 µm		Extra fine

\*Depending on the shape and size of the instruments, the grit size may differ from the specified value.

REF 099 – FG	Ø 009	Penetration depth Ø 004	L 10.0 Ø 014	L 2.0 Ø 011	L 7.0 Ø 010	L 7.0 Ø 010	L 5.5 Ø 029	L 5.5 Ø 029
	FG 200S	FG S4	FG 101	FG 4310S	FG 4205L	FG 5205L	FG 4259	FG 5259

REF 099 – FG	L 4.0 Ø 008	L 4.0 Ø 007
FG 40D9	FG 50D9	

## Indications

- Preparation of veneers

## Benefits

- Maintenance of the recommended penetration depth of 0.4 mm
- Complete instrument set for veneer preparation

Dr. A. Schöler, Biel, Switzerland



# Intensiv Geneva Prep Set

Diamond instruments for crown and bridge prosthetic restorations

Instruments for classic crown and bridge restorations according to methods developed at the University of Geneva.



REF 055

## Product Description

- 1 cone, round, Ø 012, 7 mm, 90 µm
- 2 cones, round, Ø 016 and 018, 10 and 8 mm, 106 µm
- 2 cones, round, Ø 022 and 023, 10 and 11 mm, 106 µm
- 1 football Ø 023, 5 mm, 106 µm
- 2 cones, round, Ø 016 and 024, 6 and 7 mm, 50 µm
- 1 football, Ø 016, 3 mm, 50 µm

Colour code	Micron		Description
524	106 µm	60/80/90 µm*	Standard
514	50 µm		Golden Burs GB

\*Depending on the shape and size of the instruments, the grit size may differ from the specified value.

Instrument	Length (L) in mm	Diameter (Ø) in mm	Code
FG D16	7.0	012	Standard
FG D6	10.0	016	Standard
FG 235	8.0	018	Standard
FG 237	10.0	022	Standard
FG 240	11.0	023	Standard
FG 255	5.0	023	Standard
FG D8GB	6.0	016	Golden Burs GB
FG D7GB	7.0	024	Golden Burs GB
FG 274GB	3.0	016	Golden Burs GB

## Indications

- Stump preparation for crowns and bridges

## Benefits

- Reduced number of instruments for complex preparation procedures
- Method tested by the University of Geneva

University of Geneva, Switzerland



# Intensiv ZirconCut Prosthetics

Intensiv special diamond instruments for more efficient cutting of zirconia ceramic restorations

Cutting zirconia ceramic restorations is a major challenge in dental clinics today. The material is very compact and extremely hard. Adhesive cementation can lead to hardly removable anchorage of crowns and bridges. Intensiv ZirconCut special diamond instruments are suitable for more efficient cutting of zirconia ceramic restorations.

## Product Description

- 3 stainless steel instruments with multiple diamond coating in diameter 014 or 016
- Diamond grit size: various sizes from coarse to fine
- Shapes:
  - Cylinder edged 90°, 6 mm
  - Cylinder round, 6 mm
  - Cylinder flame, 5 mm
- Colour: black (intensity may change)
- Sterilisable and reusable



## Indications

- Separation of crowns and bridges made of zirconia ceramics or other ceramic materials

Clip:



Dr. A. Devigus, Bülach, Switzerland



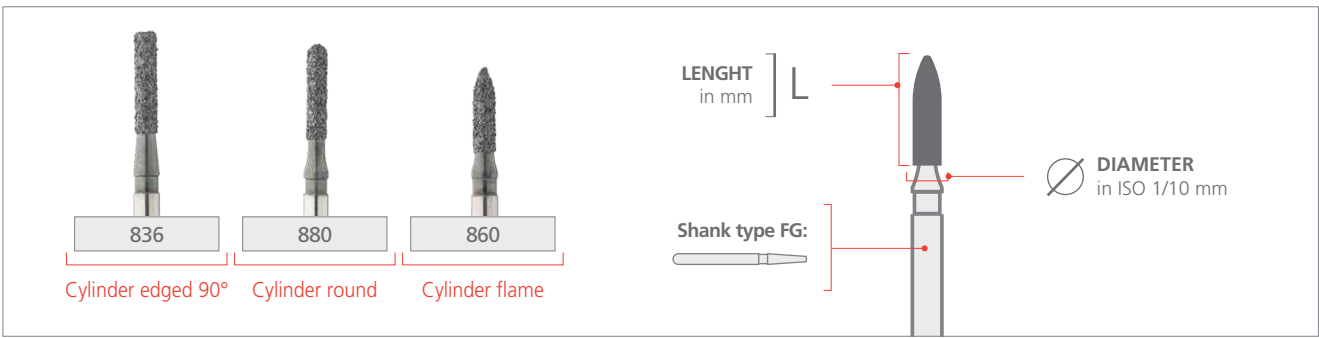
## Benefits

- Cuts zirconia significantly faster
- Longer and constant higher cutting performance
- Scientific study at the Dental Clinic of the University of Zurich

## Clinical pictures

- 01 Preparation for buccal cut of a premolar all-ceramic zirconia crown
- 02 Illustration of a premolar all-ceramic zirconia crown which was cut buccally and occlusally
- 03 Occlusal separation of a zirconia all-ceramic premolar crown
- 04 Illustration of a separated zirconia all-ceramic premolar crown






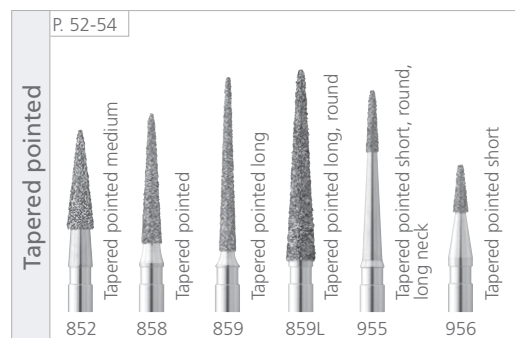






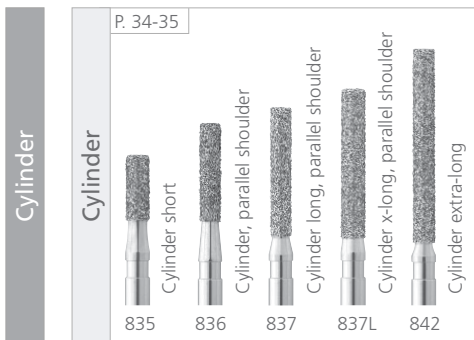


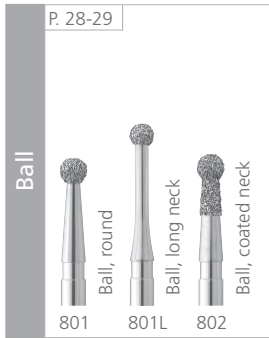
3 INSTRUMENTS IN STAINLESS STEEL TRAY

<p>Set with 3 different instruments: 1 cylinder edged 90°, 6 mm + 1 cylinder round, 6 mm + 1 cylinder flame, 5 mm</p>				<p>3 instruments: cylinder edged 90°, 6 mm</p>				<p>3 instruments: cylinder round, 6 mm</p>				<p>3 instruments: cylinder flame, 5 mm</p>			
Ø 014	REF ZrSet035A/3	L 6.0 Ø 014	L 6.0 Ø 014	L 5.0 Ø 014	REF FG Zr01/3	L 6.0 Ø 014	REF FG Zr02/3	L 6.0 Ø 014	REF FG Zr03/3	L 5.0 Ø 014					
		FG Zr01	FG Zr02	FG Zr03		FG Zr01		FG Zr02		FG Zr03					
Ø 016	REF ZrSet040A/3	L 6.0 Ø 016	L 6.0 Ø 016	L 5.0 Ø 016	REF FG Zr05/3	L 6.0 Ø 016	REF FG Zr06/3	L 6.0 Ø 016	REF FG Zr07/3	L 5.0 Ø 016					
		FG Zr05	FG Zr06	FG Zr07		FG Zr05		FG Zr06		FG Zr07					



6 INSTRUMENTS

<p>Set with 3 different instruments: 2 cylinder edged 90°, 6 mm + 2 cylinder round, 6 mm + 2 cylinder flame, 5 mm</p>						<p>6 instruments: cylinder edged 90°, 6 mm</p>						<p>6 instruments: cylinder round, 6 mm</p>						<p>6 instruments: cylinder flame, 5 mm</p>					
Ø 014	REF ZrSet035A/6	L 6.0 Ø 014	L 6.0 Ø 014	L 5.0 Ø 014	REF FG Zr01/6	L 6.0 Ø 014	REF FG Zr02/6	L 6.0 Ø 014	REF FG Zr03/6	L 5.0 Ø 014													
		FG Zr01	FG Zr02	FG Zr03		FG Zr01		FG Zr02		FG Zr03													
Ø 016	REF ZrSet040A/6	L 6.0 Ø 016	L 6.0 Ø 016	L 5.0 Ø 016	REF FG Zr05/6	L 6.0 Ø 016	REF FG Zr06/6	L 6.0 Ø 016	REF FG Zr07/6	L 5.0 Ø 016													
		FG Zr05	FG Zr06	FG Zr07		FG Zr05		FG Zr06		FG Zr07													


# Shapes Chart – Intensiv Diamond Instruments




Torpedo




Football












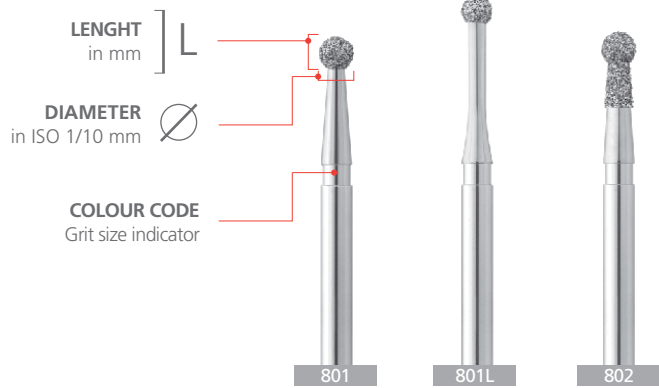
Wheel / Lenticular



Special shapes



Colour code	Micron		Description
 544	150 µm	125 µm	Super coarse
 534	125 µm	106 µm*	Coarse
 524	106 µm	60/80/90 µm*	Standard
 524	80 µm		Medium
 514	50 µm		Golden Burs GB
 514	40 µm		Fine
 514	25 µm		Fine
 504	15 µm		Extra fine
 494	8 µm		Ultra fine



\*Depending on the shape and size of the instruments, the grit size may differ from the specified value.

## BALL 801 • Round



ISO 314	Ø 006	Ø 007	Ø 009	Ø 010	Ø 012	Ø 014	Ø 016	Ø 017	Ø 018
	FG 189	FG 199	FG 200S	FG 200N FG 8200S	FG 200C FG 200 FG 8200 FG 200GB FG 4201S	FG 201SC FG 201S	FG 201SCB FG 201NC FG 201N FG 201NGB	FG 4201 FG 3201 FG 5201	FG 201NCB FG 201C FG 201 FG 8201 FG 201GB
		FG 4199 FG 3200S	FG 200SGB FG 4200S	FG 200NGB FG 4200 FG 3200	FG 5201S	FG 201SGB			
	FG 201CB	FG 400AC FG 400A	FG 400SC FG 400S FG 8400S	FG 400SCB	FG 400NCB FG 400NC FG 400N FG 8400N FG 400GB	FG 400C FG 400 FG 8400	FG 400CB FG 400BC FG 400B		FG 401CB FG 401C FG 401
		FG 400SGB FG 4400S FG 3400S FG 5400S	FG 400NGB FG 4400N FG 3400N	FG 4400 FG 3400 FG 5400 FG 9400				FG 401GB FG 4401 FG 3401 FG 5401 FG 9401	

ISO 315	Ø 012	Ø 014	Ø 016	Ø 018	Ø 023	Ø 025	Ø 027
	FGL 200C FGL 200	FGL 201SC FGL 201S	FGL 201NC FGL 201N	FGL 201C FGL 201	FGL 400SC FGL 400S	FGL 400NC FGL 400N	FGL 400C FGL 400

ISO 204	Ø 007	Ø 009	Ø 012	Ø 014	Ø 017	Ø 018	Ø 021	Ø 023	Ø 024
	RA 199	RA 200S	RA 200C RA 200	RA 201SC RA 201S		RA 201C RA 201	RA 400SGB	RA 400SC RA 400S	
		RA 200SGB	RA 200GB	RA 201SGB	RA 4201 RA 3201 RA 5201	RA 201GB	RA 5400S		RA 4400 RA 5400
								RA 400C RA 400	
								RA 401GB RA 4401	RA 401C RA 401

# BALL 801L • Round, long neck



FG • ISO 314	L 7.0 ∅ 007 FG 4699	L 10.5 ∅ 012 FG 200L	L 10.5 ∅ 014 FG 196L	L 8.5 ∅ 015 FG 4201NL	L 8.5 ∅ 016 FG 201NLC FG 201NL FG 8201NL	L 10 ∅ 016 FG 203LC FG 203L	L 10.5 ∅ 018 FG 201L	L 10.5 ∅ 023 FG 204LC FG 204L
--------------	---------------------------	----------------------------	----------------------------	-----------------------------	--	--------------------------------------	----------------------------	--

# BALL 802 • Round, coated neck







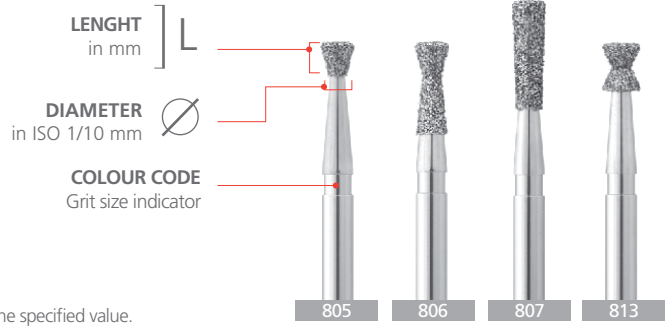
FG • ISO 314	L 2.5 ∅ 009 FG 300SC FG 300S FG 300SGB FG 4300S	L 2.5 ∅ 010 FG 300A FG 4300	L 2.5 ∅ 012 FG 300C FG 300 FG 300GB	L 3.0 ∅ 014 FG 301SC FG 301S FG 301SGB	L 3.5 ∅ 016 FG 301AC FG 301A	L 4.0 ∅ 018 FG 301C FG 301 FG 301GB	L 4.0 ∅ 019 FG 301CB	L 4.5 ∅ 023 FG 302AC FG 302A
--------------	--	--------------------------------------	---	--	---------------------------------------	---	----------------------------	---------------------------------------

RA • ISO 204	L 2.5 ∅ 012 RA 300	L 3.0 ∅ 014 RA 301S	L 4.0 ∅ 018 RA 301
--------------	--------------------------	---------------------------	--------------------------

# Intensiv PrepTwins

RA • ISO 204	∅ 020 RA PT801/6 RA PT4801/6 RA PT5801/6	Diamond Polymer Finisher for refined shaping of all preparations.	










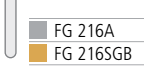
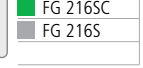
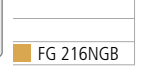
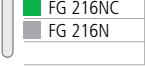
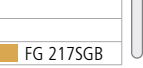
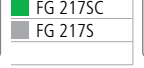

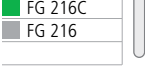
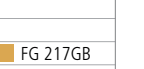









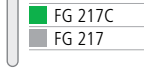
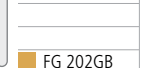
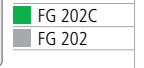


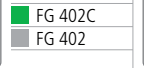


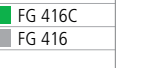

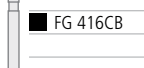
Colour code	Micron		Description
 544	150 µm	125 µm	Super coarse
 534	125 µm	106 µm*	Coarse
 524	106 µm	60/80/90 µm*	Standard
 514	50 µm		Golden Burs GB






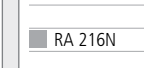

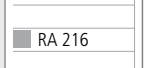

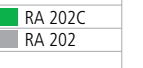


\*Depending on the shape and size of the instruments, the grit size may differ from the specified value.

## CONE 805 • Inverted










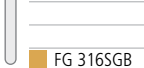
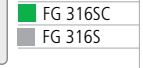
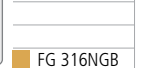
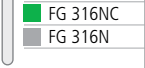

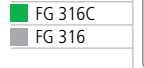

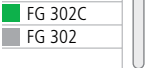



FG • ISO 314	 L 0.5 ∅ 007	 L 0.5 ∅ 008	 L 0.7 ∅ 008	 L 0.7 ∅ 009	 L 1.0 ∅ 009	 L 1.0 ∅ 010	 L 1.0 ∅ 011	 L 1.0 ∅ 012	 L 1.3 ∅ 013
	 FG 216A FG 216SGB	 FG 216SC FG 216S	 FG 216NGB	 FG 216NC FG 216N	 FG 217SGB	 FG 217SC FG 217S	 FG 216GB	 FG 216C FG 216	 FG 217GB
	 L 1.3 ∅ 014	 L 1.5 ∅ 015	 L 1.5 ∅ 016	 L 1.5 ∅ 017	 L 2.0 ∅ 017	 L 2.0 ∅ 018	 L 2.0 ∅ 019	 L 2.5 ∅ 022	 L 2.5 ∅ 023
	 FG 217C FG 217	 FG 202GB	 FG 202C FG 202	 FG 202CB	 FG 402GB	 FG 402C FG 402	 FG 402CB	 FG 416GB	 FG 416C FG 416
	 L 2.5 ∅ 024								
	 FG 416CB								

RA • ISO 204	 L 0.7 ∅ 009	 L 1.0 ∅ 011	 L 1.0 ∅ 012	 L 1.5 ∅ 015	 L 1.5 ∅ 016				
	 RA 216N	 RA 216GB	 RA 216	 RA 202GB	 RA 202C RA 202				

## CONE 806 • Inverted, coated neck



FG • ISO 314	 L 1.8 ∅ 007	 L 1.8 ∅ 008	 L 2.0 ∅ 008	 L 2.0 ∅ 009	 L 2.5 ∅ 011	 L 2.5 ∅ 012	 L 5.0 ∅ 017	 L 5.0 ∅ 018	 L 5.0 ∅ 019
	 FG 316SGB	 FG 316SC FG 316S	 FG 316NGB	 FG 316NC FG 316N	 FG 316GB	 FG 316C FG 316	 FG 302GB	 FG 302C FG 302	 FG 302CB

# CONE 807 • Long, inverted



FG • ISO 314	 FG 207	 FG 215SGB	 FG 215SC FG 215S	 FG 215GB	 FG 215C FG 215	 FG 118	 FG 115GB	 FG 115C FG 115	 FG 115CB
	 FG 119C FG 119	 FG 119AC FG 119A							

# DIABOLO 813












FG • ISO 314	 FG 297	 FG 298C FG 298	 FG 299C FG 299	 FG 303SC FG 303S	 FG 303AC FG 303A	 FG 303C FG 303	 FG 303CB


## Intensiv Guided Universal Prep Set

Intensiv has developed with experts a variety of sets for specific clinical applications. Such as Intensiv Guided Universal Prep Set for the preparation methods of modern reconstructive dentistry.

See pages 14-15



Colour code	Micron		Description
 544	150 µm	125 µm	Super coarse
 534	125 µm	106 µm*	Coarse
 524	106 µm	60/80/90 µm*	Standard
 524	80 µm		Medium
 514	50 µm		Golden Burs GB
 514	40 µm		Fine
 514	25 µm		Fine
 504	15 µm		Extra fine
 494	8 µm		Ultra fine

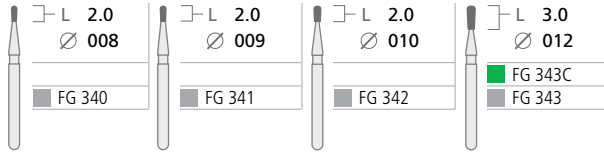


\*Depending on the shape and size of the instruments, the grit size may differ from the specified value.

## PEAR 822 • Small, convex tip



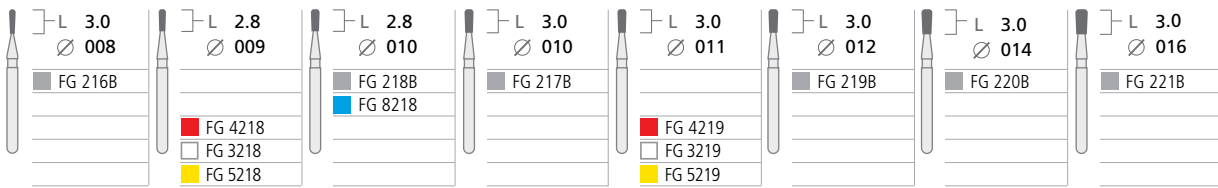
FG • ISO 314



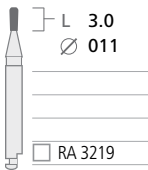
## PEAR 830 • Convex tip



FG • ISO 314



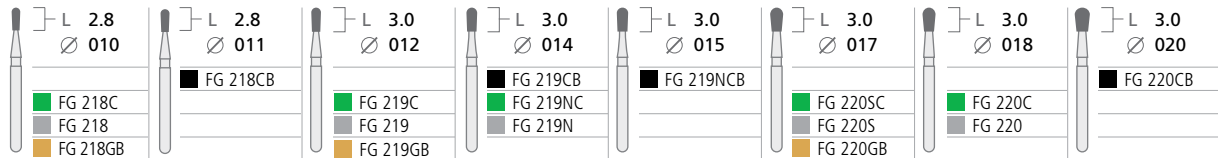
RA • ISO 204



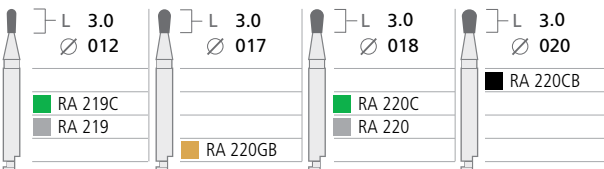
## PEAR 830R • Round



FG • ISO 314



RA • ISO 204





# PEAR 830L • Long, convex tip



FG • ISO 314	L 3.8 ∅ 009 FG 3224	L 4.2 ∅ 010 FG 3225	L 3.8 ∅ 011 FG 8224	L 4.2 ∅ 012 FG 8225	L 4.5 ∅ 012 FG 9223	L 4.5 ∅ 013 FG 4223 FG 3223 FG 5223	L 5.0 ∅ 013 FG 9323	L 4.5 ∅ 014 FG 4223R	L 5.0 ∅ 014 FG 3323
	L 5.0 ∅ 015 FG 4323	L 4.5 ∅ 015 FG 223B FG 8223	L 5.0 ∅ 016 FG 229C FG 229	L 5.0 ∅ 018 FG 230C FG 230					










RA • ISO 204	L 4.5 ∅ 013 RA 4223 RA 3223 RA 5223	L 4.5 ∅ 014 RA 4223R							
--------------	---	----------------------------	--	--	--	--	--	--	--

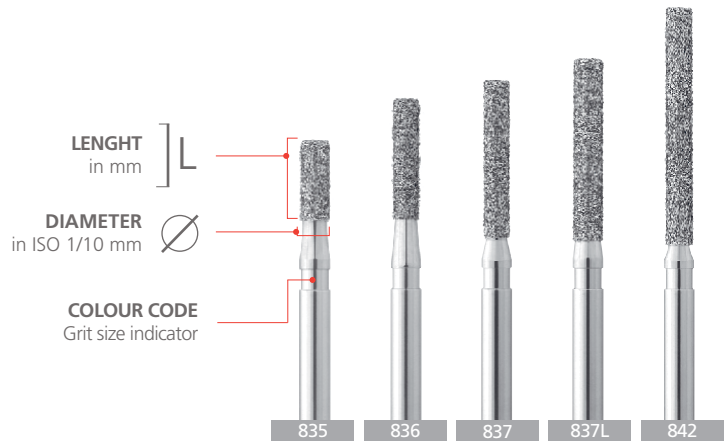
# PEAR 830RL • Long, round



FG • ISO 314	L 3.8 ∅ 009 FG 224GB FG 4224	L 3.8 ∅ 010 FG 224C FG 224	L 4.2 ∅ 010 FG 5225	L 4.2 ∅ 011 FG 225GB FG 4225	L 4.2 ∅ 012 FG 225C FG 225	L 4.2 ∅ 013 FG 225CB	L 4.5 ∅ 013 FG 223GB	L 4.5 ∅ 014 FG 223C FG 223	L 4.5 ∅ 015 FG 223CB
	L 5.0 ∅ 016 FG 226C FG 226	L 5.0 ∅ 018 FG 227C FG 227	L 5.0 ∅ 019 FG 227CB						

RA • ISO 204	L 4.2 ∅ 011 RA 225GB	L 4.5 ∅ 013 RA 223GB	L 4.5 ∅ 014 RA 223						
--------------	----------------------------	----------------------------	--------------------------	--	--	--	--	--	--









































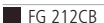
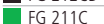
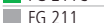
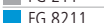
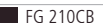
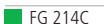
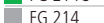
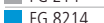
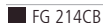
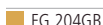
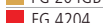
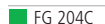
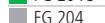
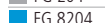
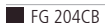



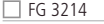
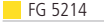




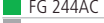
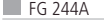


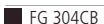








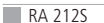

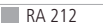
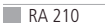





Colour code	Micron		Description
 544	150 µm	125 µm	Super coarse
 534	125 µm	106 µm*	Coarse
 524	106 µm	60/80/90 µm*	Standard
 524	80 µm		Medium
 514	50 µm		Golden Burs GB
 514	40 µm		Fine
 514	25 µm		Fine
 504	15 µm		Extra fine
 494	8 µm		Ultra fine



\*Depending on the shape and size of the instruments, the grit size may differ from the specified value.

## CYLINDER 835 • Short



FG • ISO 314	 L 2.0 Ø 007	 L 3.0 Ø 007	 L 3.0 Ø 007	 L 4.0 Ø 007	 L 3.0 Ø 008	 L 4.0 Ø 008	 L 3.0 Ø 009	 L 4.0 Ø 009	 L 3.0 Ø 010
	 FG 4612	 FG 4211S  FG 3211S	 FG 3212S	 FG 612	 FG 211S  FG 212SGB  FG 4212S  FG 3210	 FG 212GB  FG 4212	 FG 212S  FG 8212S  FG 210GB  FG 4210	 FG 212C  FG 210C  FG 210	 FG 212SCB  FG 210C  FG 210
	 FG 9214								
	 L 4.0 Ø 010	 L 3.0 Ø 011	 L 4.0 Ø 011	 L 4.0 Ø 012	 L 4.0 Ø 013	 L 4.0 Ø 014	 L 4.0 Ø 015	 L 4.0 Ø 016	 L 4.0 Ø 017
	 FG 212CB  FG 211C  FG 211  FG 8211	 FG 210CB		 FG 214C  FG 214  FG 8214	 FG 214CB  FG 204GB  FG 4204	 FG 204C  FG 204  FG 8204	 FG 204CB	 FG 244C  FG 244	 FG 244CB
	 FG 3214  FG 5214								
	 L 4.0 Ø 018	 L 4.0 Ø 021	 L 4.0 Ø 022	 L 4.0 Ø 023					
	 FG 244AC  FG 244A		 FG 304C  FG 304	 FG 304CB					
		 FG 304GB  FG 4304							
	 L 3.0 Ø 009	 L 4.0 Ø 009	 L 3.0 Ø 010	 L 4.0 Ø 012	 L 4.0 Ø 013	 L 4.0 Ø 014			
 RA 212S  RA 210GB	 RA 212	 RA 210	 RA 214C  RA 214		 RA 204GB	 RA 204C  RA 204			
RA • ISO 204									

# CYLINDER 836 • Parallel shoulder



ISO 314	ISO 314	ISO 314	ISO 314	ISO 314	ISO 314	ISO 204	ISO 204
L 6.0 ∅ 008	L 6.0 ∅ 010	L 6.0 ∅ 013	L 6.0 ∅ 015	L 6.0 ∅ 016	L 6.0 ∅ 018	L 6.0 ∅ 013	L 6.0 ∅ 015
FG 98	FG 99	FG 114SC FG 114S FG 114GB FG 4114	FG 114CB FG 114C FG 114	FG 114AC FG 114A	FG 115AC FG 115A	RA 114GB	RA 114

# CYLINDER 837 • Long, parallel shoulder



ISO 314	ISO 314	ISO 314	ISO 314	ISO 314	ISO 314	ISO 314	ISO 314	ISO 314	ISO 314
L 8.0 ∅ 010	L 8.0 ∅ 010	L 8.0 ∅ 011	L 8.0 ∅ 012	L 8.0 ∅ 013	L 8.0 ∅ 014	L 8.0 ∅ 015	L 8.0 ∅ 016	L 8.0 ∅ 018	L 8.0 ∅ 018
FG 314A	FG 4036 FG 5314S	FG 314SGB FG 4314S	FG 314SC FG 314S	FG 314SCB FG 314GB FG 4314	FG 314C FG 314	FG 314CB	FG 315AC FG 315A	FG 313AC FG 313A	

ISO 204	ISO 204	ISO 204	ISO 204	ISO 204
L 8.0 ∅ 010	L 8.0 ∅ 011	L 8.0 ∅ 012	L 8.0 ∅ 013	L 8.0 ∅ 014
RA 4036	RA 314SGB	RA 314S	RA 314GB	RA 314C RA 314

# CYLINDER 837L • X-long, parallel shoulder







ISO 314	ISO 314	ISO 314	ISO 314	ISO 314	ISO 314	ISO 314	ISO 314	ISO 314
L 9.0 ∅ 010	L 9.0 ∅ 012	L 9.0 ∅ 014	L 9.0 ∅ 015	L 9.0 ∅ 016	L 9.0 ∅ 017	L 9.0 ∅ 018	L 9.0 ∅ 019	L 9.0 ∅ 019
FG 312L	FG 313LC FG 313L	FG 316LC FG 316L FG 4314L	FG 314LGB	FG 314LC FG 314L	FG 314LCB FG 317LGB	FG 317LC FG 317L	FG 317LCB	

# CYLINDER 842 • Extra-long



ISO 314
L 12.0 ∅ 014
FG 502C FG 502

















Colour code	Micron		Description
 534	125 µm	106 µm*	Coarse
 524	106 µm	60/80/90 µm*	Standard
 524	80 µm		Medium
 514	40 µm		Fine
 514	25 µm		Fine
 504	15 µm		Extra fine
 494	8 µm		Ultra fine



\*Depending on the shape and size of the instruments, the grit size may differ from the specified value.

























## CYLINDER 835KR • Short, rounded edge



FG • ISO 314	 L 4.0 Ø 008	 L 4.0 Ø 010	 L 4.0 Ø 012	 L 4.0 Ø 014	 L 4.0 Ø 016	 L 4.0 Ø 018	
	 FG 261	 FG 262	 FG 263C  FG 263	 FG 264C  FG 264	 FG 265C  FG 265	 FG 266C  FG 266	

## CYLINDER 836KR • Medium, rounded edge



FG • ISO 314	 L 6.0 Ø 008	 L 6.0 Ø 009	 L 5.0 Ø 010	 L 6.0 Ø 010	 L 6.0 Ø 011	 L 6.0 Ø 011	 L 6.0 Ø 011	 L 6.0 Ø 012	 L 6.0 Ø 013
	 FG 397		 FG 8710	 FG 398	 FG 8510	 FG 3414  FG 5414	 FG 3514  FG 5514	 FG 399C  FG 399  FG 4414	 FG 3414B
		 FG 3510  FG 5510	 FG 3710B						

# CYLINDER 837KR • Extra-long, rounded edge



FG • ISO 314	L 8.0 ∅ 009	L 8.0 ∅ 010	L 8.0 ∅ 011	L 8.0 ∅ 012	L 8.0 ∅ 013	L 8.0 ∅ 014	L 8.0 ∅ 016	L 10.0 ∅ 012	L 10.0 ∅ 013
	FG 3712B FG 5712B	FG 609C FG 609	FG 712C FG 8712	FG 3614	FG 4614	FG 611C FG 8614 FG 3614B	FG 4614B	FG 4305LP	FG 305LPC FG 8305LP FG 5325L
	L 10.0 ∅ 014	L 10.0 ∅ 015	L 10.0 ∅ 016	L 10.0 ∅ 018					
	FG 4325L	FG 8325L	FG 326C FG 326	FG 327C FG 327					
	FG 9327								

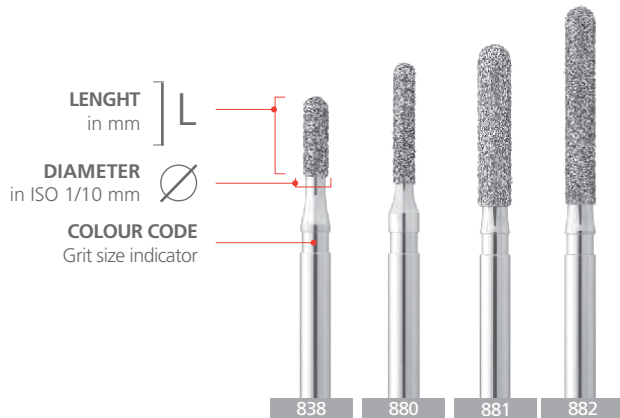
## Intensiv Combi Prep Set: Direct Restoration

Intensiv has developed with experts a variety of sets for specific clinical applications. Such as Intensiv Combi Prep Set: Direct Restoration for direct tooth-coloured adhesive restorations.

See  
page 10



Colour code	Micron		Description
544	150 µm	125 µm	Super coarse
534	125 µm	106 µm*	Coarse
524	106 µm	60/80/90 µm*	Standard
524	80 µm		Medium
514	50 µm		Golden Burs GB
514	40 µm		Fine
514	25 µm		Fine
504	15 µm		Extra fine
494	8 µm		Ultra fine



\*Depending on the shape and size of the instruments, the grit size may differ from the specified value.

## CYLINDER 838 • Rounded edge



FG • ISO 314	L 4.0 ∅ 008	L 4.0 ∅ 009	L 4.0 ∅ 010	L 4.0 ∅ 012	L 4.0 ∅ 013	L 4.0 ∅ 014	L 4.0 ∅ 015
FG 412A	FG 412C	FG 412	FG 411	FG 411AC	FG 411A	FG 404C	FG 404CB
FG 412GB						FG 8404	
					FG 404GB		
					FG 3404		

RA • ISO 204	L 4.0 ∅ 014
RA 404	

## CYLINDER 880 • Round



FG • ISO 314	L 6.0 ∅ 009	L 6.0 ∅ 010	L 6.0 ∅ 011	L 6.0 ∅ 012	L 6.0 ∅ 013	L 6.0 ∅ 014	L 6.0 ∅ 016
FG 305SGB	FG 305SC	FG 305S	FG 305SCB	FG 305C	FG 305	FG 305CB	FG 334C
FG 4305S			FG 305GB				FG 334
	FG 3305		FG 4305				FG 336C
	FG 5305						FG 336

# CYLINDER 881 • Long, round



FG • ISO 314	L 8.0 ∅ 009	L 8.0 ∅ 010	L 8.0 ∅ 011	L 8.0 ∅ 012	L 8.0 ∅ 013	L 8.0 ∅ 014	L 8.0 ∅ 014	L 8.0 ∅ 015	L 8.0 ∅ 016
	FG 309GB	FG 309C FG 309	FG 309CB FG 321C FG 321	FG 322C FG 322	FG 315SGB FG 4315S	FG 315SC FG 315S FG 8315S	FG 324C FG 324	FG 315SCB	FG 307C FG 307
			FG 4322	FG 3315S FG 5315S				FG 307GB FG 4307	
									FG 5315

RA • ISO 204	L 8.0 ∅ 013	L 8.0 ∅ 014	L 8.0 ∅ 016	L 8.0 ∅ 017	L 8.0 ∅ 018	L 8.0 ∅ 019	L 8.0 ∅ 019	L 8.0 ∅ 020	L 9.0 ∅ 020	L 8.0 ∅ 021	L 9.0 ∅ 021
	RA 315SGB	RA 315SC RA 315S	FG 307CB	FG 325C FG 325	FG 325CB	FG 315GB FG 4315	FG 315LGB FG 4315L	FG 315C FG 315	FG 315LC FG 315L FG 8315L	FG 315CB	FG 315LCB
			FG 325GB FG 4325								
			FG 3315L FG 5315L FG 9315L								

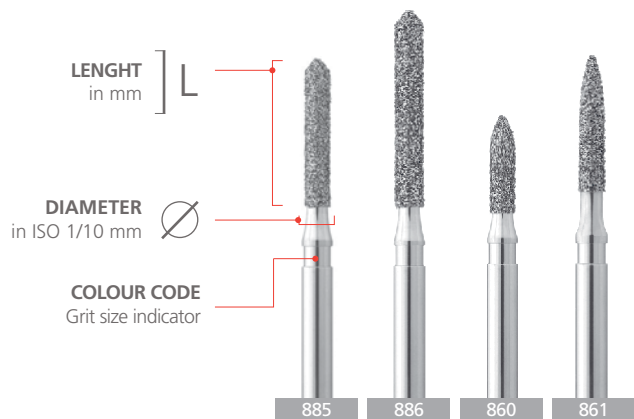
# CYLINDER 882 • X-long, round



FG • ISO 314	L 10.0 ∅ 010	L 10.0 ∅ 011	L 10.0 ∅ 011	L 10.0 ∅ 012	L 10.0 ∅ 013	L 10.0 ∅ 014	L 10.0 ∅ 015	L 10.0 ∅ 016	L 10.0 ∅ 017
	FG 3305L FG 5305L FG 9305L	FG 307AC FG 307A	FG 305LC FG 305L FG 8305L	FG 305LCB	FG 307NGB FG 4307N	FG 307NC FG 307N	FG 307NCB	FG 307LGB FG 4307L	FG 307LC FG 307L
		FG 305LGB FG 4305L	FG 4038						FG 307LCB

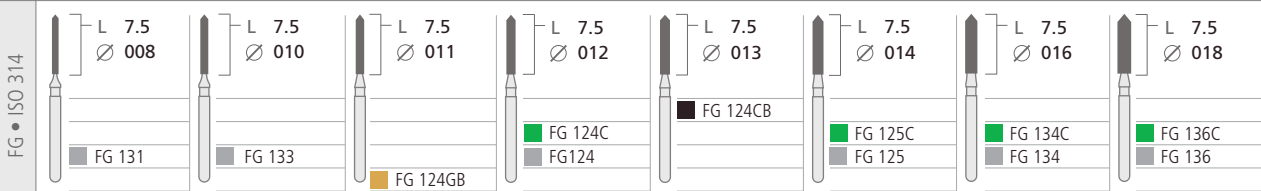
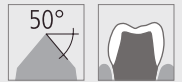
RA • ISO 204	L 10.0 ∅ 011	L 10.0 ∅ 011	L 10.0 ∅ 012
	RA 4038	RA 305LGB	RA 305L

Colour code	Micron		Description
544	150 µm	125 µm	Super coarse
534	125 µm	106 µm*	Coarse
524	106 µm	60/80/90 µm*	Standard
524	80 µm		Medium
514	50 µm		Golden Burs GB
514	40 µm		Fine
514	25 µm		Fine
504	15 µm		Extra fine
494	8 µm		Ultra fine

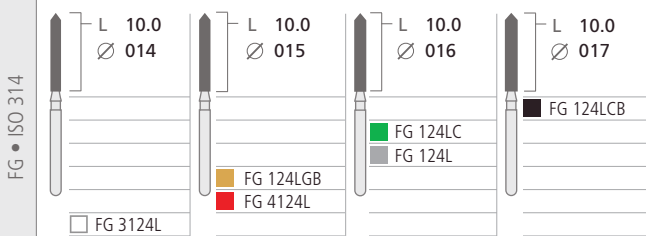
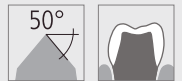


\*Depending on the shape and size of the instruments, the grit size may differ from the specified value.

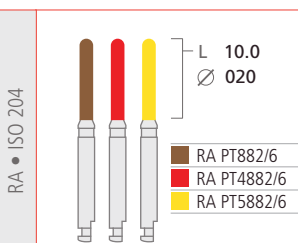
## CYLINDER 885 • Pointed



## CYLINDER 886 • Long, pointed

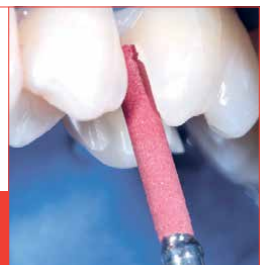


## Intensiv PrepTwins



Diamond Polymer Finisher for refined shaping of all preparations.

See  
pages  
104-105





# FLAME 860 • Short, cylindrical



FG • ISO 314	 FG D40	 FG 2055	 FG 2055C FG 2055 FG 4205 FG 3205 FG 5205	 FG 205GB	 FG 205C FG 205	 FG 205CB	 FG 269C FG 269

RA • ISO204	 RA 9205	 RA 4205 RA 3205 RA 5205	 RA 205GB	 RA 205

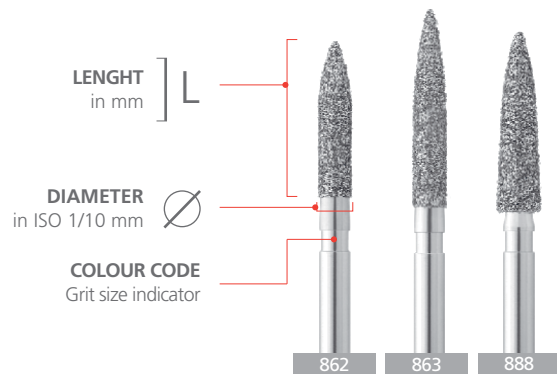
# FLAME 861 • Normal, slim, cylindrical



FG • ISO 314	 FG 9205L	 FG 4205L FG 3205L FG 5205L	 FG 205LGB	 FG 205LC FG 205L	 FG 205LCB	 FG 285LC FG 285L	 FG 285LCB

RA • ISO 204	 RA 4205L RA 5205L	 RA 205LGB	 RA 205L

Colour code	Micron		Description
544	150 µm	125 µm	Super coarse
534	125 µm	106 µm*	Coarse
524	106 µm	60/80/90 µm*	Standard
524	80 µm		Medium
514	50 µm		Golden Burs GB
514	40 µm		Fine
514	25 µm		Fine
504	15 µm		Extra fine



\*Depending on the shape and size of the instruments, the grit size may differ from the specified value.

## FLAME 862 • Normal, cylindrical



**FG • ISO 314**

L 8.0 ∅ 009	L 8.0 ∅ 010	L 8.0 ∅ 011	L 8.0 ∅ 012	L 8.0 ∅ 013	L 8.0 ∅ 014	L 8.0 ∅ 015	L 8.0 ∅ 016	L 8.0 ∅ 017
FG 363	FG 364C FG 364	FG 4365	FG 365C FG 365	FG 4311S	FG 311SC FG 311S	FG 311GB FG 4311	FG 311C FG 311	FG 311CB FG 312GB
					FG 3311 FG 5311			

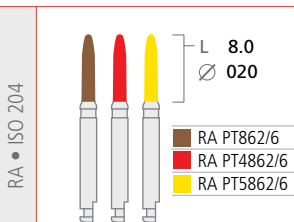
**FG • ISO 314**

L 8.0 ∅ 018	L 8.0 ∅ 019	L 8.0 ∅ 021
FG 312C FG 312	FG 312CB	FG 367C FG 367

**RA • ISO 204**

L 8.0 ∅ 015	L 8.0 ∅ 016
RA 311GB RA 4311	RA 311

## Intensiv PrepTwins



Diamond Polymer Finisher for refined shaping of all preparations.



See  
pages  
104-105

# FLAME 863 • Long, cylindrical



FG • ISO 314	L 10.0 ∅ 009 FG 9405L	L 10.0 ∅ 010 FG 404L FG 3405L FG 5405L	L 10.0 ∅ 011 FG 405LGB FG 4405L	L 10.0 ∅ 012 FG 405LC FG 405L FG 5505	L 10.0 ∅ 013 FG 505GB FG 4505 FG 9505L	L 10.0 ∅ 014 FG 505C FG 505 FG 5505L	L 10.0 ∅ 015 FG 505LGB FG 4505L	L 10.0 ∅ 016 FG 505LC FG 505L FG 8505L FG 5312N	L 10.0 ∅ 017 FG 312NGB FG 4312N
	L 10.0 ∅ 018 FG 312NC FG 312N	L 10.0 ∅ 019 FG 312NCB	L 10.0 ∅ 021 FG 378C FG 378						

RA • ISO 204	L 10.0 ∅ 011 RA 405LGB	L 10.0 ∅ 012 RA 405L						
--------------	------------------------------	----------------------------	--	--	--	--	--	--


# FLAME 888 • Conical



FG • ISO 314	L 6.5 ∅ 018 FG 95GB	L 6.5 ∅ 019 FG 95C FG 95	L 9.0 ∅ 022 FG D20GB	L 11.0 ∅ 022 FG D21GB FG 40D21	L 9.0 ∅ 023 FG D20C FG D20	L 11.0 ∅ 023 FG D21C FG D21	L 9.0 ∅ 024 FG D20CB	L 11.0 ∅ 024 FG D21CB
--------------	---------------------------	-----------------------------------	----------------------------	---	-------------------------------------	--------------------------------------	----------------------------	-----------------------------

RA • ISO 204	L 6.5 ∅ 018 RA 95GB	L 6.5 ∅ 019 RA 95C RA 95	L 11.0 ∅ 022 RA D21GB	L 9.0 ∅ 023 RA D20	L 11.0 ∅ 023 RA D21			
--------------	---------------------------	-----------------------------------	-----------------------------	--------------------------	---------------------------	--	--	--

Colour code	Micron		Description
544	150 µm	125 µm	Super coarse
534	125 µm	106 µm*	Coarse
524	106 µm	60/80/90 µm*	Standard
524	80 µm		Medium
514	50 µm		Golden Burs GB
514	40 µm		Fine
514	25 µm		Fine
504	15 µm		Extra fine
494	8 µm		Ultra fine



\*Depending on the shape and size of the instruments, the grit size may differ from the specified value.

## TAPERED 845 • Short, 90° edge



FG • ISO 314	L 3.0 ∅ 009	FG 206A	L 4.0 ∅ 011	FG 205A	L 4.0 ∅ 012	FG 206C FG 206 FG 8206	L 4.0 ∅ 013	FG 206CB	L 4.0 ∅ 015	FG 208CB FG 208C FG 208	L 4.0 ∅ 016	FG 228C FG 228	L 4.0 ∅ 017	FG 4228	L 4.0 ∅ 018	FG 313C FG 313	L 4.0 ∅ 022	FG 3413	
	FG 9206	FG 206GB FG 4206 FG 3206 FG 5206	FG 208GB	FG 4228	FG 3313	FG 4313	FG 3413												
	L 4.0 ∅ 023	FG 413GB	L 4.0 ∅ 024	FG 413C FG 413	L 4.0 ∅ 025	FG 413CB	FG long • ISO 315		L 4.0 ∅ 012	FG L206C FG L206	RA • ISO 204		L 4.0 ∅ 011	RA 206GB	L 4.0 ∅ 012	RA 206	L 4.0 ∅ 015	RA 208	

## TAPERED 846 • Medium, 90° edge



FG • ISO 314	L 6.0 ∅ 012	FG 107A FG 107AC	L 6.0 ∅ 014	FG 106C FG 106	L 6.0 ∅ 015	FG 106CB	L 6.0 ∅ 016	FG 109C FG 109	L 6.0 ∅ 017	FG 109CB	L 7.0 ∅ 017	FG 113GB FG 4113	L 6.0 ∅ 018	FG 213GB FG 4213	L 6.0 ∅ 018	FG 113C FG 113	L 7.0 ∅ 018	FG 213C FG 213	L 6.0 ∅ 019	FG 113CB
	FG 213CB	FG 109AC FG 109A	RA • ISO 204	L 6.0 ∅ 017	RA 113GB	L 6.0 ∅ 018	RA 113C RA 113													

# TAPERED 847 • 90° edge



FG • ISO 314	L 8.0 ∅ 010	L 8.0 ∅ 012	L 8.0 ∅ 014	L 8.0 ∅ 015	L 8.0 ∅ 016	L 8.0 ∅ 017	L 8.0 ∅ 018	L 8.0 ∅ 022	L 8.0 ∅ 023
	FG 116A FG 116GB FG 3116	FG 116C FG 116	FG 116CB FG 116NC FG 116N	FG 117GB FG 4117	FG 117C FG 117 FG 8117	FG 117CB FG 117NGB FG 4117N	FG 117NC FG 117N	FG 113NGB FG 4520	FG 520
FG • ISO 314	L 8.0 ∅ 024	L 8.0 ∅ 025	L 8.0 ∅ 028	L 8.0 ∅ 029	L 8.0 ∅ 030	RA • ISO 204			
	FG 113NC FG 113N	FG 113NCB	FG 113SGB FG 4113S FG 3113S	FG 113S FG 8113S	FG 113SCB FG 113SC	RA 117GB RA 4117	RA 117C RA 117	RA 3117 RA 5117	

# TAPERED 848 • Long, 90° edge



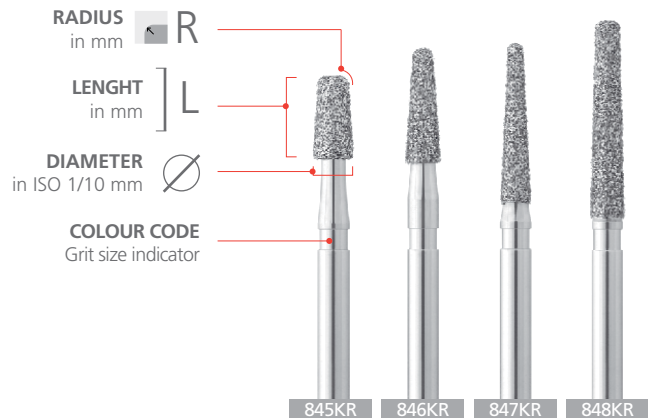
FG • ISO 314	L 10.0 ∅ 010	L 10.0 ∅ 012	L 10.0 ∅ 013	L 10.0 ∅ 014	L 10.0 ∅ 015	L 10.0 ∅ 016	L 10.0 ∅ 017	L 10.0 ∅ 018	L 10.0 ∅ 022	
	FG D12	FG D13C FG D13	FG D15C FG D15	FG D5GB FG 40D5	FG D5C FG D5	FG D5CB	FG D19C FG D19	FG D22GB		
FG • ISO 314	L 10.0 ∅ 023	L 10.0 ∅ 024	RA • ISO 204				L 10.0 ∅ 015	L 10.0 ∅ 016	L 10.0 ∅ 023	L 10.0 ∅ 024
	FG D22C FG D22	FG D22CB	RA D5GB	RA D5	RA D22C RA D22	RA D22CB				

# TAPERED 848L • Extra-long, 90° edge



FG • ISO 314	L 11.5 ∅ 012	L 11.5 ∅ 014	L 11.5 ∅ 016	L 11.5 ∅ 018	L 11.5 ∅ 021
	FG D13LC FG D13L	FG D15LC FG D15L	FG D5LC FG D5L	FG D19LC FG D19L	FG D22LC FG D22L

Colour code	Micron		Description
544	150 µm	125 µm	Super coarse
534	125 µm	106 µm*	Coarse
524	106 µm	60/80/90 µm*	Standard
524	80 µm		Medium
514	50 µm		Golden Burs GB
514	40 µm		Fine
514	25 µm		Fine
504	15 µm		Extra fine
494	8 µm		Ultra fine



\*Depending on the shape and size of the instruments, the grit size may differ from the specified value.

## KONUS 845KR • Short, rounded edge



FG • ISO 314	L 4.0 Ø 014	L 4.0 Ø 015	L 4.0 Ø 016	L 4.0 Ø 017	L 4.0 Ø 018	L 4.0 Ø 020	L 4.0 Ø 021	L 4.0 Ø 022	L 4.0 Ø 023
FG 5407R		FG 407RGB FG 4407R	FG 407RC FG 407R  FG 3409R	FG 409RGB FG 4409R	FG 409RC FG 409R	FG 411RGB FG 3413R	FG 411RC FG 411R FG 8411R	FG 413RGB FG 4413R	FG 413RC FG 413R

## TAPERED 846KR • Rounded edge



FG • ISO 314	R 0.28 L 6.0 Ø 012	R 0.28 L 6.0 Ø 014	R 0.20 L 6.0 Ø 014	R 0.28 L 6.0 Ø 014	R 0.20 L 6.0 Ø 015	R 0.28 L 6.0 Ø 015	R 0.20 L 6.0 Ø 016	R 0.20 L 6.0 Ø 016	R 0.20 L 6.0 Ø 017
FG 1040		FG 3425	FG 5417R	FG 8425	FG 4417R	FG 425CB	FG 417RC FG 417R FG 8417R	FG 3513	FG 3113R
FG • ISO 314	FG 513C FG 513 FG 8513	FG 8525	FG 8113R	RA • ISO 204	RA 3113R				

# TAPERED 847KR • Normal, rounded edge



FG • ISO 314	<p>R 0.20 L 8.0 Ø 013</p> <p>FG 4427</p>	<p>R 0.20 L 8.0 Ø 014</p> <p>FG 8427</p>	<p>R 0.20 L 8.0 Ø 015</p> <p>FG 3427</p>	<p>R 0.20 L 8.0 Ø 016</p> <p>FG 422RCB FG 422RC FG 422R FG 8422R</p> <p>FG 4422R</p>	<p>R 0.20 L 8.0 Ø 016</p> <p>FG 517C FG 517 FG 8517</p> <p>FG 4517 FG 3517</p>	<p>R 0.28 L 8.0 Ø 016</p> <p>FG 5526</p>	<p>R 0.28 L 8.0 Ø 017</p> <p>FG 526GB</p>	<p>R 0.28 L 8.0 Ø 018</p> <p>FG 526C FG 526 FG 8526</p> <p>FG 4526 FG 3526</p>
	<p>R 0.20 L 8.0 Ø 021</p> <p>FG 3113NR</p>	<p>R 0.20 L 8.0 Ø 022</p> <p>FG 4113NR FG 3513N</p>	<p>R 0.20 L 8.0 Ø 023</p> <p>FG 113NR FG 8113NR</p>					




# TAPERED 848KR • Long, rounded edge

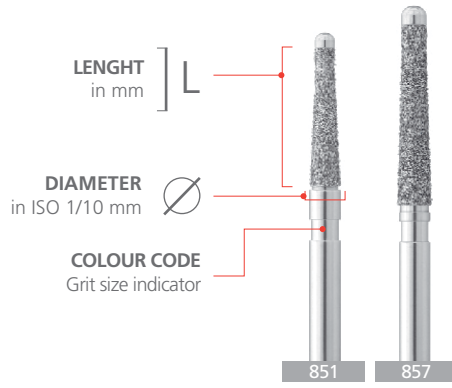


FG • ISO 314	<p>L 10.0 Ø 016</p> <p>FG 5423R</p>	<p>L 10.0 Ø 017</p> <p>FG 423RGB</p>	<p>L 10.0 Ø 018</p> <p>FG 423RC FG 423R FG 8423R</p>	<p>L 10.0 Ø 019</p> <p>FG 423RCB</p>

## Intensiv PrepTwins

RA • ISO 204	<p>L 8.0 Ø 020</p> <p>RA PT847KR/6 RA PT4847KR/6 RA PT5847KR/6</p>	<p>Diamond Polymer Finisher for refined shaping of all preparations.</p>	
		<p>See pages 104-105</p>	

Colour code	Micron		Description
 534	125 µm	106 µm*	Coarse
 524	106 µm	60/80/90 µm*	Standard
 514	50 µm		Golden Burs GB

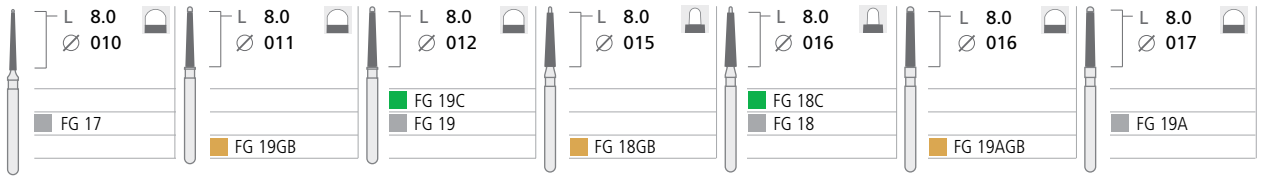


\*Depending on the shape and size of the instruments, the grit size may differ from the specified value.

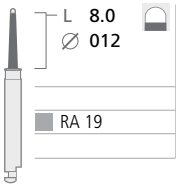
## TAPERED 851 • Round, safe end



FG • ISO 314



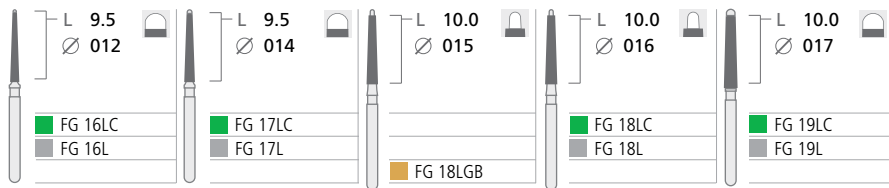
RA • ISO 204



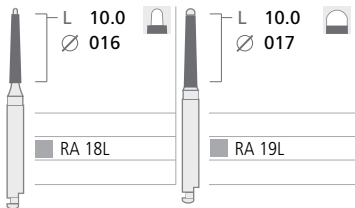
## TAPERED 857 • Long, round, safe end



FG • ISO 314

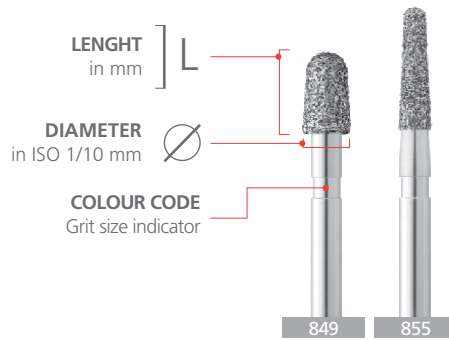


RA • ISO 204





Colour code	Micron		Description
544	150 µm	125 µm	Super coarse
534	125 µm	106 µm*	Coarse
524	106 µm	60/80/90 µm*	Standard
524	80 µm		Medium
514	50 µm		Golden Burs GB
514	40 µm		Fine
514	25 µm		Fine
504	15 µm		Extra fine

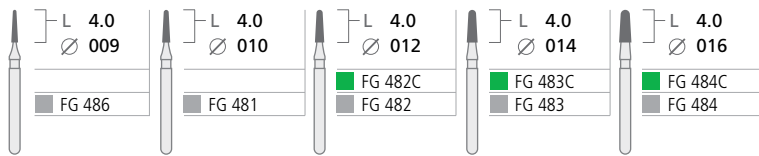


\*Depending on the shape and size of the instruments, the grit size may differ from the specified value.

## TAPERED 849 • Short, round



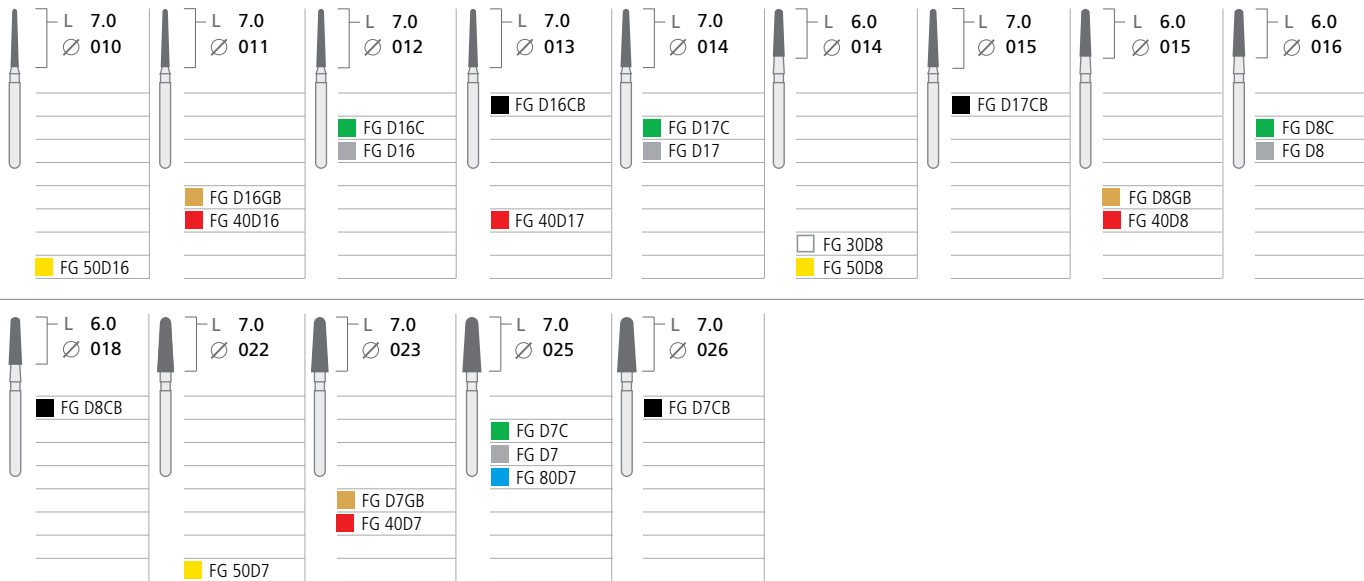
FG • ISO 314



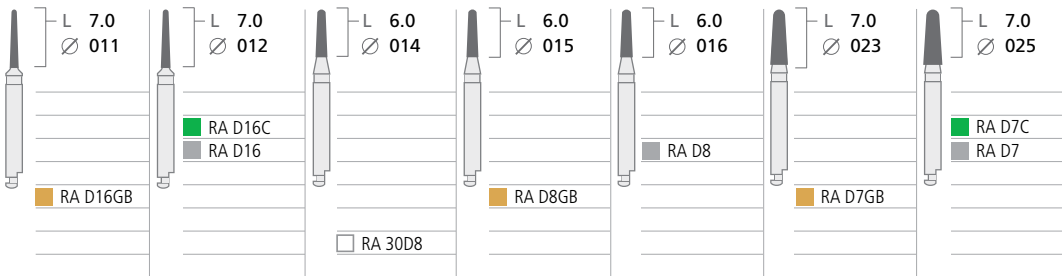
## TAPERED 855 • Normal, round












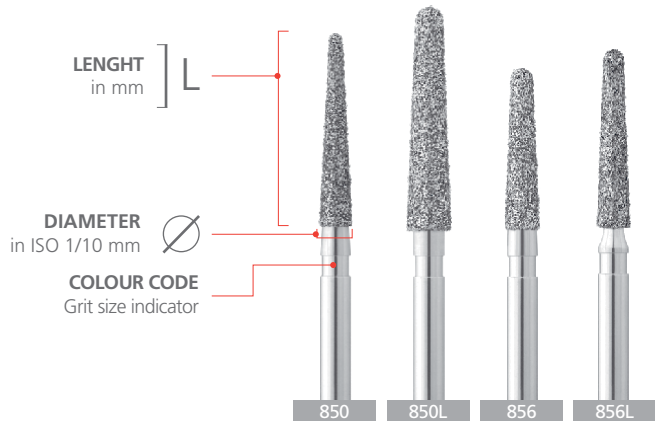
FG • ISO 314



RA • ISO 204



Colour code	Micron		Description
 544	150 µm	125 µm	Super coarse
 534	125 µm	106 µm*	Coarse
 524	106 µm	60/80/90 µm*	Standard
 524	80 µm		Medium
 514	50 µm		Golden Burs GB
 514	40 µm		Fine
 514	25 µm		Fine
 504	15 µm		Extra fine
 494	8 µm		Ultra fine




















































\*Depending on the shape and size of the instruments, the grit size may differ from the specified value.









## TAPERED 856 • Round



FG • ISO 314

 L 8.0 ∅ 009	 L 8.0 ∅ 010	 L 8.0 ∅ 012	 L 8.0 ∅ 013	 L 8.0 ∅ 014	 L 8.0 ∅ 015	 L 8.0 ∅ 015	 L 8.0 ∅ 016	 L 8.0 ∅ 016
 FG D23	 FG D24	 FG D25C  FG D25	 FG D25CB	 FG D26C  FG D26	 FG 40D18	 FG 40D18	 FG D18C  FG D18	 FG 4235  FG 3235  FG 5235
 FG 40D25	 FG 40D26			 FG 50D18		 FG 9235		
 L 8.0 ∅ 017	 L 8.0 ∅ 017	 L 8.0 ∅ 018	 L 8.0 ∅ 019	 L 8.0 ∅ 019	 L 8.0 ∅ 021	 L 8.0 ∅ 023	 L 8.0 ∅ 025	 L 8.0 ∅ 026
 FG D18CB		 FG 235CB  FG 235C	 FG 235  FG 8235		 FG 235AC  FG 235A		 FG 235SC  FG 235S	 FG 235SCB
	 FG 235GB			 FG 4235A		 FG 4235S		















RA • ISO 204

 L 8.0 ∅ 014	 L 8.0 ∅ 015	 L 8.0 ∅ 016
	 RA D18C  RA D18	 RA D18GB
 RA 40D18		
 RA 50D18		

## TAPERED 856L • Long, round



FG • ISO 314

 L 0.9 ∅ 014	 L 0.9 ∅ 015	 L 0.9 ∅ 016	 L 0.9 ∅ 018	 L 0.9 ∅ 020
 FG 237LC  FG 237L	 FG 4238L	 FG 238LC  FG 238L	 FG 239LC  FG 239L	 FG 240LC  FG 240L

# TAPERED 850 • Long, slim, round



FG • ISO 314

<p>L 10.0 ∅ 010</p> <p>FG 232</p> <p>FG 233C FG 233</p> <p>FG 3233</p>	<p>L 10.0 ∅ 011</p> <p>FG 233GB FG 4233</p>	<p>L 10.0 ∅ 012</p> <p>FG 233C FG 233</p>	<p>L 10.0 ∅ 013</p> <p>FG 233CB</p> <p>FG 5234 FG 90D6</p>	<p>L 10.0 ∅ 014</p> <p>FG 30D6 FG 50D6</p>	<p>L 10.5 ∅ 014</p> <p>FG 231</p>	<p>L 10.0 ∅ 015</p> <p>FG 234GB</p>	<p>L 10.0 ∅ 015</p> <p>FG D6GB FG 40D6</p>	<p>L 10.0 ∅ 015</p> <p>FG 9236</p>
<p>L 10.0 ∅ 016</p> <p>FG 234C FG 234 FG 8234</p> <p>FG 4236 FG 3236 FG 5236</p>	<p>L 10.0 ∅ 016</p>	<p>L 10.0 ∅ 016</p> <p>FG D6C FG D6 FG 80D6</p>	<p>L 10.0 ∅ 017</p> <p>FG 234CB</p>	<p>L 10.0 ∅ 017</p> <p>FG D6CB</p>	<p>L 10.0 ∅ 017</p> <p>FG 236GB</p>	<p>L 10.0 ∅ 018</p> <p>FG 236C FG 236 FG 8236</p>	<p>L 10.0 ∅ 019</p> <p>FG 236CB</p>	<p>L 10.0 ∅ 020</p> <p>FG 3237 FG 5237</p>
<p>L 10.0 ∅ 021</p> <p>FG 237GB FG 4237</p>	<p>L 10.0 ∅ 022</p> <p>FG 237C FG 237 FG 8237</p>	<p>L 10.0 ∅ 023</p> <p>FG 237CB</p> <p>FG 9238</p>	<p>L 10.0 ∅ 024</p>	<p>L 10.0 ∅ 025</p> <p>FG 238GB FG 4238</p>	<p>L 10.0 ∅ 026</p> <p>FG 238C FG 238 FG 8238</p>	<p>L 10.0 ∅ 027</p> <p>FG 238CB</p>		

RA • ISO 204










<p>L 10.0 ∅ 014</p> <p>RA 50D6</p>	<p>L 10.0 ∅ 015</p> <p>RA D6GB RA 40D6</p>	<p>L 10.0 ∅ 016</p> <p>RA 4236 RA 3236 RA 5236</p>	<p>L 10.0 ∅ 016</p> <p>RA D6C RA D6</p>	<p>L 10.0 ∅ 017</p> <p>RA D6CB</p>	<p>L 10.0 ∅ 017</p> <p>RA 236GB</p>	<p>L 10.0 ∅ 018</p> <p>RA 236C RA 236</p>
--	--	--	---	--	---	---

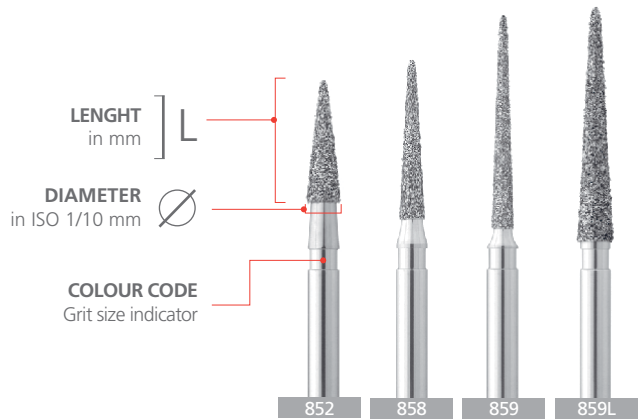
# TAPERED 850L • X-long, round



FG • ISO 314

<p>L 11.5 ∅ 012</p> <p>FG 246C FG 246 FG 247GB</p>	<p>L 11.5 ∅ 014</p> <p>FG 247C FG 247</p>	<p>L 11.5 ∅ 016</p> <p>FG 248C FG 248 FG 4249</p>	<p>L 11.5 ∅ 018</p> <p>FG 249C FG 249</p>	<p>L 11.0 ∅ 021</p> <p>FG 3240</p>	<p>L 11.0 ∅ 022</p> <p>FG 240GB FG 4240</p>	<p>L 11.0 ∅ 023</p> <p>FG 240C FG 240</p>	<p>L 11.0 ∅ 024</p> <p>FG 240CB</p>
--	---	---	---	--	---	---	---




















Colour code	Micron		Description
 544	150 µm	125 µm	Super coarse
 534	125 µm	106 µm*	Coarse
 524	106 µm	60/80/90 µm*	Standard
 524	80 µm		Medium
 514	50 µm		Golden Burs GB
 514	40 µm		Fine
 514	25 µm		Fine
 504	15 µm		Extra fine
 494	8 µm		Ultra fine










\*Depending on the shape and size of the instruments, the grit size may differ from the specified value.

## TAPERED 852 • Pointed medium
























FG • ISO 314	L 6.0 Ø 013	L 6.0 Ø 014	L 6.0 Ø 015	L 6.0 Ø 016	L 6.0 Ø 017	L 6.0 Ø 018	L 6.0 Ø 019
	 FG 117AC	 FG 117AC	 FG 117SC	 FG 117SC	 FG 117SCB	 FG 113AC	 FG 113ACB
	 FG 117A	 FG 117A	 FG 117S	 FG 117S		 FG 113A	
	 FG 4117A		 FG 117SGB	 FG 117SGB	 FG 113AGB		
		 FG 5117S	 FG 4117S	 FG 5113A			










RA • ISO 204	L 6.0 Ø 014	L 6.0 Ø 015	L 6.0 Ø 016	L 6.0 Ø 017	L 6.0 Ø 018
	 RA 117SGB	 RA 117SGB	 RA 117S	 RA 113AGB	 RA 113A
	 RA 4117S				
	 RA 5117S				

## TAPERED 858 • Pointed



FG • ISO 314	L 7.0 Ø 010	L 7.0 Ø 010	L 7.0 Ø 011	L 7.0 Ø 012	L 8.0 Ø 011	L 8.0 Ø 012	L 8.0 Ø 013	L 8.0 Ø 014	L 8.0 Ø 016
	 FG D11C		 FG D2GB	 FG D2C		 FG D11AC		 FG D14C	 FG 360C
	 FG D11		 FG 40D2	 FG D2		 FG D11A		 FG D14	 FG 360
	 FG D11GB						 FG D14GB		
		 FG 30D2				 FG 30D14	 FG 40D14		
		 FG 50D2				 FG 50D14			
		 FG 90D2			 FG 90D14				

RA • ISO 314	L 9.0 Ø 018	L 7.0 Ø 010	L 7.0 Ø 011	L 7.0 Ø 012	L 8.0 Ø 011	L 8.0 Ø 014
	 FG 361C		 RA D2GB	 RA D2C		 RA D14
	 FG 361		 RA 40D2	 RA D2		
		 RA 50D2				
					 RA 90D14	

# TAPERED 859 • Pointed long



FG • ISO 314

 FG D4A	 FG 90D3	 FG D4AC FG D34AGB	 FG 40D3 FG 30D3 FG 50D3	 FG 50D34	 FG D34AC FG D34A	 FG D3C FG D3 FG 80D3 FG D3GB	 FG D34GB FG 40D34 FG 30D34 FG 90D4	 FG D34C FG D34 FG 30D4 FG 50D4
 FG D4GB FG 40D4	 FG D4C FG D4 FG 80D4	 FG D38C FG D38	 FG D39C FG D39					

RA • ISO 204

 RA 40D3 RA 50D3	 RA D3C RA D3 RA D3GB	 RA D4GB RA 40D4	 RA D4C RA D4
------------------------	--------------------------------	------------------------	---------------------

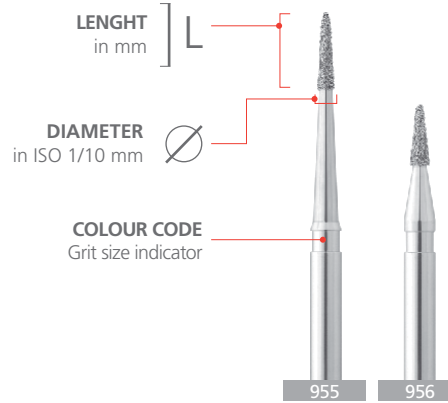
# TAPERED 859L • Pointed long, round



FG • ISO 314

 FG D33C FG D33	 FG D35C FG D35	 FG D36C FG D36	 FG D37C FG D37
-----------------------	-----------------------	-----------------------	-----------------------

Colour code	Micron		Description
544	150 µm	125 µm	Super coarse
534	125 µm	106 µm*	Coarse
524	106 µm	60/80/90 µm*	Standard
524	80 µm		Medium
514	50 µm		Golden Burs GB
514	40 µm		Fine
514	25 µm		Fine
504	15 µm		Extra fine
494	8 µm		Ultra fine



\*Depending on the shape and size of the instruments, the grit size may differ from the specified value.

## TAPERED 955 • Pointed short, round, long neck



FG • ISO 314	L 4.0 Ø 007		L 4.0 Ø 008		L 4.0 Ø 009		L 4.0 Ø 010	
	FG 90D9		RA 50D9		FG D9GB FG 40D9		FG D9C FG D9 FG 80D9	










RA • ISO 204	L 4.0 Ø 008		L 4.0 Ø 009		L 4.0 Ø 010	
	RA 50D9		RA 40D9		RA D9	

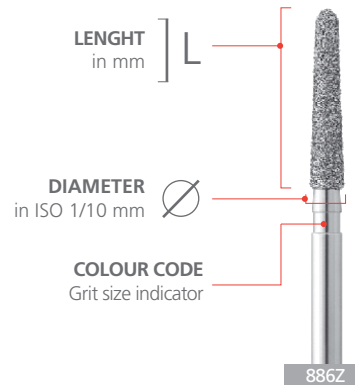
## TAPERED 956 • Pointed short



FG • ISO 314	L 3.0 Ø 008		L 3.0 Ø 009		L 3.0 Ø 010	
	FG 90D1		FG 40D1		FG D1C FG D1 FG D1GB	

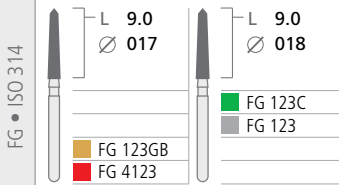
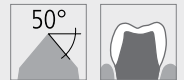
RA • ISO 204	L 3.0 Ø 010	
	RA D1 RA D1GB	

Colour code	Micron		Description
 544	150 µm	125 µm	Super coarse
 534	125 µm	106 µm*	Coarse
 524	106 µm	60/80/90 µm*	Standard
 524	80 µm		Medium
 514	50 µm		Golden Burs GB
 514	40 µm		Fine
 514	25 µm		Fine
 504	15 µm		Extra fine
 494	8 µm		Ultra fine



\*Depending on the shape and size of the instruments, the grit size may differ from the specified value.


## TAPERED 886Z • Pointed



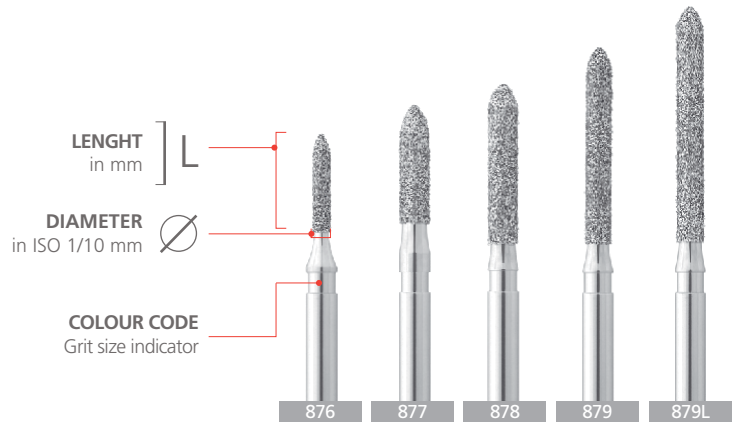
## Intensiv HygienicTray

Instrument trays have become an indispensable support in the dental practice for the provision of all rotating instruments in the treatment routine. Intensiv offers various possibilities.

See  
page 73




Colour code	Micron		Description
544	150 µm	125 µm	Super coarse
534	125 µm	106 µm*	Coarse
524	106 µm	60/80/90 µm*	Standard
524	80 µm		Medium
514	50 µm		Golden Burs GB
514	40 µm		Fine
514	25 µm		Fine
504	15 µm		Extra fine
494	8 µm		Ultra fine

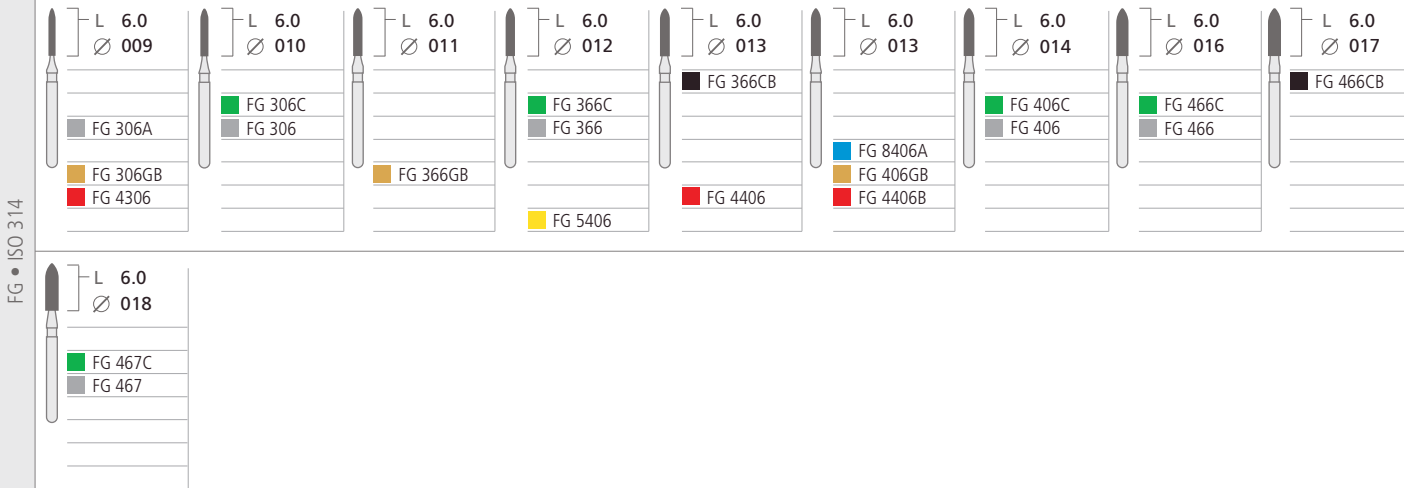


\*Depending on the shape and size of the instruments, the grit size may differ from the specified value.

## TORPEDO 876 • Short, slim



## TORPEDO 877 • Short





# TORPEDO 878 • Normal



FG • ISO 314	L 8.0 ∅ 008	L 8.0 ∅ 009	L 8.0 ∅ 010	L 8.0 ∅ 011	L 8.0 ∅ 012	L 8.0 ∅ 013	L 8.0 ∅ 014	L 8.0 ∅ 015	L 8.0 ∅ 016
	FG 468	FG 469	FG 308SC FG 308S	FG 308GB FG 4308	FG 308C FG 308 FG 8308	FG 308CB FG 388GB FG 4388	FG 388C FG 388 FG 8388	FG 388CB FG 408GB FG 4408	FG 408C FG 408
			FG 3308 FG 5308		FG 3388		FG 3408 FG 5408		
	L 8.0 ∅ 017	L 8.0 ∅ 018	RA • ISO 204		L 8.0 ∅ 011	L 8.0 ∅ 012			
	FG 408CB	FG 470C FG 470			RA 308GB RA 4308	RA 308			

# TORPEDO 879 • Long












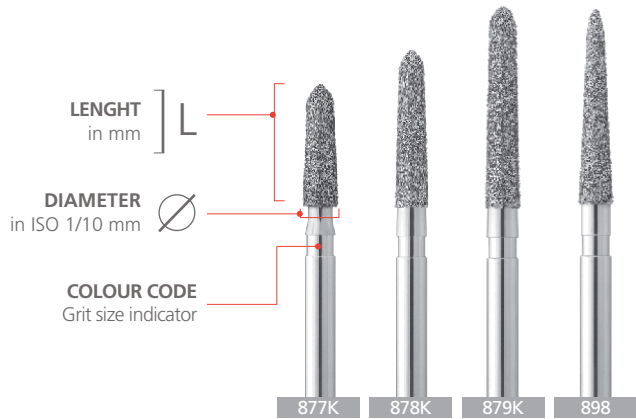
FG • ISO 314	L 10.0 ∅ 010	L 10.0 ∅ 010	L 10.0 ∅ 011	L 10.0 ∅ 011	L 10.0 ∅ 012	L 10.0 ∅ 012	L 10.0 ∅ 013	L 10.0 ∅ 014	L 10.0 ∅ 014
	FG 8040S	FG 3040SB	FG 4037	FG 310GB FG 4310	FG 310C FG 310 FG 8310	FG 4410	FG 3410	FG 310CB FG 410GB FG 4310B	FG 410C FG 410 FG 8410
	FG 3310 FG 5310		FG 9040	FG 5310B	FG 5410				FG 8040 FG 4040B FG 3040B
	L 10.0 ∅ 015	L 10.0 ∅ 016	L 10.0 ∅ 018	RA • ISO 204		L 10.0 ∅ 011	L 10.0 ∅ 011	L 10.0 ∅ 012	
	FG 410CB	FG 471C FG 471	FG 472C FG 472			RA 4037	RA 310GB	RA 310C RA 310	

# TORPEDO 879L • X-long



FG • ISO 314	L 12.0 ∅ 012	L 12.0 ∅ 013	L 12.0 ∅ 014	L 12.0 ∅ 015	L 12.0 ∅ 016
	FG 473LC FG 473L		FG 474LC FG 474L	FG 410LC FG 410L FG 8410L	FG 410LCB
			FG 410LGB		
			FG 4410L FG 5410L		

































Colour code	Micron		Description
 544	150 µm	125 µm	Super coarse
 534	125 µm	106 µm*	Coarse
 524	106 µm	60/80/90 µm*	Standard
 524	80 µm		Medium
 514	50 µm		Golden Burs GB
 514	40 µm		Fine
 514	25 µm		Fine
 504	15 µm		Extra fine
 494	8 µm		Ultra fine







\*Depending on the shape and size of the instruments, the grit size may differ from the specified value.




## TORPEDO 877K • Short, conical



FG • ISO 314	L 6.0 ∅ 011	L 6.0 ∅ 012	L 6.0 ∅ 013	L 6.0 ∅ 014	L 6.0 ∅ 015	L 6.0 ∅ 016	L 6.0 ∅ 017	L 6.0 ∅ 017	L 6.0 ∅ 018
									
	 FG 161GB  FG 4161	 FG 161C  FG 161	 FG 4161N  FG 5062	 FG 161NC  FG 161N  FG 4062	 FG 162GB  FG 4162	 FG 162C  FG 162	 FG 162CB	 FG 163GB  FG 4163	 FG 163C  FG 163
									
	 FG 163CB	 FG 164C  FG 164							

RA • ISO 204	L 6.0 ∅ 013	L 6.0 ∅ 014
		
	 RA 5062	 RA 4062

## Intensiv PrepTwins

RA • ISO 204	L 6.0 ∅ 020
	 RA PT877K/6  RA PT4877K/6  RA PT5877K/6

Diamond Polymer Finisher for refined shaping of all preparations.

See pages 104-105



# TORPEDO 878K • Conical



FG • ISO 314	L 8.0 ∅ 010 FG 5181	L 8.0 ∅ 011 FG 181GB FG 4181	L 8.0 ∅ 012 FG 181C FG 181	L 8.0 ∅ 013 FG 181CB FG 4181N	L 8.0 ∅ 014 FG 181NC FG 181N FG 5182	L 8.0 ∅ 015 FG 182GB FG 4182	L 8.0 ∅ 016 FG 182C FG 182 FG 183GB	L 8.0 ∅ 017 FG 182CB FG 183C FG 183	L 8.0 ∅ 018
	L 8.0 ∅ 020 FG 184GB FG 4184	L 8.0 ∅ 021 FG 184C FG 184	L 8.0 ∅ 022 FG 184CB FG 185GB FG 4185	L 8.0 ∅ 023 FG 185C FG 185	L 8.0 ∅ 024 FG 185CB				

# TORPEDO 879K • Long, conical












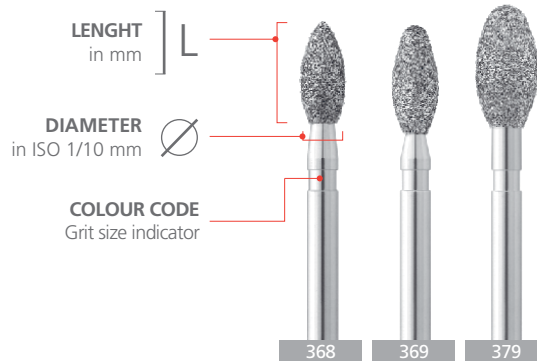
FG • ISO 314	L 10.0 ∅ 012 FG 190C FG 190	L 10.0 ∅ 013 FG 191GB	L 10.0 ∅ 014 FG 191C FG 191	L 10.0 ∅ 015 FG 191CB FG 192GB FG 4192	L 10.0 ∅ 016 FG 192C FG 192	L 10.0 ∅ 017 FG 192CB FG 193GB FG 4193	L 10.0 ∅ 018 FG 193C FG 193 FG 9195	L 10.0 ∅ 019 FG 193CB FG 4194 FG 5195	L 10.0 ∅ 020 FG 194C FG 194 FG 4195
	L 10.0 ∅ 021 FG 194CB FG 195 FG 8195	L 10.0 ∅ 023 FG 196C FG 196							

# TORPEDO 898 • Long, slim, conical



FG • ISO 314	L 10.0 ∅ 013 FG 101GB FG 4101	L 10.0 ∅ 014 FG 101C FG 101	L 10.0 ∅ 015 FG 101CB FG 102LGB FG 4102L	L 10.0 ∅ 016 FG 102LC FG 102L	L 10.0 ∅ 017 FG 103GB FG 4103	L 10.0 ∅ 018 FG 103C FG 103	L 10.0 ∅ 020 FG 104GB	L 10.0 ∅ 021 FG 104C FG 104
	L 10.0 ∅ 013 FG 5102L							


































































Colour code	Micron		Description
 544	150 µm	125 µm	Super coarse
 534	125 µm	106 µm*	Coarse
 524	106 µm	60/80/90 µm*	Standard
 524	80 µm		Medium
 514	50 µm		Golden Burs GB
 514	40 µm		Fine
 514	25 µm		Fine
 504	15 µm		Extra fine
 494	8 µm		Ultra fine



\*Depending on the shape and size of the instruments, the grit size may differ from the specified value.

## FOOTBALL 368 • Bud conical








FG • ISO 314	 L 2.5 ∅ 010	 L 2.5 ∅ 011	 L 2.5 ∅ 012	 L 3.0 ∅ 012	 L 3.0 ∅ 013	 L 3.0 ∅ 014	 L 3.2 ∅ 016	 L 3.5 ∅ 016	 L 3.5 ∅ 017	
	 FG 252A		 FG 254C  FG 254		 FG 4253	 FG 253C  FG 253	 FG 252		 FG 255AGB  FG 4255A	
	 FG 5254	 FG 254GB  FG 4254		 FG 5253					 FG 5255A	
	 L 3.5 ∅ 018	 L 5.0 ∅ 020	 L 5.0 ∅ 021	 L 5.0 ∅ 022	 L 5.0 ∅ 023	 L 5.0 ∅ 024				
	 FG 255AC  FG 255A  FG 8255A				 FG 255C  FG 255	 FG 255CB				
		 FG 9255	 FG 3255  FG 5255	 FG 8255  FG 255GB  FG 4255						
FG Long • ISO 315	 L 5.0 ∅ 021	 L 5.0 ∅ 023								
	 FGL 5255	 FGL 255C  FGL 255								
RA • ISO 204	 L 2.5 ∅ 011	 L 2.5 ∅ 012	 L 3.5 ∅ 016	 L 3.5 ∅ 017	 L 3.5 ∅ 018	 L 5.0 ∅ 021	 L 5.0 ∅ 022	 L 5.0 ∅ 023		
	 RA 254GB	 RA 254C  RA 254			 RA 255AGB	 RA 255A			 RA 255C  RA 255	
			 RA 5255A				 RA 5255	 RA 255GB  RA 4255		

# FOOTBALL 369 • Football




























FG • ISO 314



























 L 5.5 Ø 023	 L 5.5 Ø 025
 FG 4370	 FG 370C  FG 370




















# FOOTBALL 379 • Eggform








FG • ISO 314










 L 2.0 Ø 010	 L 2.0 Ø 011	 L 2.5 Ø 011	 L 2.0 Ø 012	 L 2.5 Ø 013	 L 2.5 Ø 014	 L 3.2 Ø 016	 L 3.5 Ø 016	 L 3.5 Ø 017
 FG 3256  FG 5258	 FG 256GB  FG 4256	 FG 5257S	 FG 256C  FG 256	 FG 257SGB	 FG 257SC  FG 257S	 FG 260C  FG 260	 FG 268C  FG 268	 FG 3257  FG 5257


 L 3.5 Ø 018	 L 3.5 Ø 019	 L 4.5 Ø 021	 L 4.5 Ø 022	 L 4.5 Ø 023	 L 4.5 Ø 024	 L 4.5 Ø 026	 L 4.5 Ø 029	 L 6.0 Ø 030
 FG 257C  FG 257  FG 8257	 FG 257CB	 FG 3258  FG 5258	 FG 258GB  FG 4258	 FG 258C  FG 258  FG 8258  FG 4258A	 FG 258CB	 FG 258NGB	 FG 258NC  FG 258N	 FG 9259

 L 6.0 Ø 031	 L 6.0 Ø 032	 L 6.0 Ø 033	 L 6.0 Ø 034	 L 4.5 Ø 021	 L 4.5 Ø 022	 L 4.5 Ø 023
 FG 3259  FG 5259	 FG 259GB  FG 4259	 FG 259C  FG 259  FG 8259	 FG 259CB	 FGL 5258	 FGL 4258	 FGL 258C  FGL 258

RA • ISO 204

 L 4.5 Ø 022	 L 4.5 Ø 023
 RA 258GB  RA 4258	 RA 258














Colour code	Micron		Description
 544	150 µm	125 µm	Super coarse
 534	125 µm	106 µm*	Coarse
 524	106 µm	60/80/90 µm*	Standard
 524	80 µm		Medium
 514	50 µm		Golden Burs GB
 514	40 µm		Fine
 514	25 µm		Fine
 504	15 µm		Extra fine
 494	8 µm		Ultra fine









\*Depending on the shape and size of the instruments, the grit size may differ from the specified value.

## FOOTBALL 379 • Eggform, slim























FG • ISO 314	L 3.5 ∅ 016	L 3.5 ∅ 017	L 5.0 ∅ 020	L 5.0 ∅ 021	L 5.0 ∅ 022	L 5.0 ∅ 022	L 5.0 ∅ 023	L 5.0 ∅ 024
		 FG 250AC  FG 250A					 FG 250C  FG 250  FG 8250	 FG 250CB
	 FG 250AGB			 FG 3250  FG 5250	 FG 250GB  FG 4250	 FG 4250B		
			 FG 9250					

RA • ISO 204	L 5.0 ∅ 021	L 5.0 ∅ 022	L 5.0 ∅ 023
			 RA 250  RA 8250
	 RA 3250  RA 5250	 RA 250GB  RA 4250	

## FOOTBALL 390 • Grenade



FG • ISO 314	L 3.0 ∅ 014	L 3.0 ∅ 015	L 3.0 ∅ 016	L 4.0 ∅ 018	L 4.0 ∅ 019	L 4.0 ∅ 020	L 4.0 ∅ 021
	 FG 4274  FG 3274  FG 5274  FG 9274	 FG 274GB	 FG 274C  FG 274			 FG 274NGB  FG 4274N	 FG 274NC  FG 274N
				 FG 3274N  FG 5274N			
				 FG 9274N			

RA • ISO 204	L 3.0 ∅ 014	L 3.0 ∅ 015	L 3.0 ∅ 016
	 RA 4274  RA 3274  RA 5274  RA 9274	 RA 274GB	 RA 274

# FOOTBALL 811 • Palatal grinder short



FG • ISO 314

	L 4.0 Ø 028	L 4.0 Ø 029	L 4.0 Ø 030	L 4.5 Ø 033	L 4.5 Ø 034	L 5.0 Ø 037
	FG 198GB FG 4198	FG 198C FG 198	FG 198CB	FG 198AC FG 198A	FG 198ACB	FG 197C FG 197

# FOOTBALL 811L • Double cone long



FG • ISO 314

	L 6.0 Ø 036	L 6.0 Ø 037	L 6.0 Ø 038
	FG 241GB FG 4241	FG 241C FG 241	FG 241CB

# FOOTBALL 899 • Palatal grinder, slim



FG • ISO 314

	L 6.5 Ø 019	L 6.5 Ø 020	L 6.5 Ø 021	L 7.0 Ø 024	L 7.0 Ø 025	L 7.0 Ø 026	L 7.0 Ø 027
	FG 3243 FG 5243 FG 9243	FG 243GB FG 4243	FG 243C FG 243	FG 9245	FG 5245	FG 245GB FG 4245	FG 245C FG 245

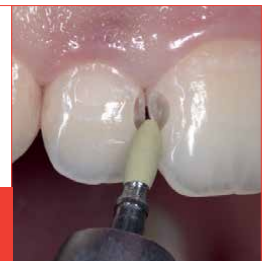
## Intensiv PrepTwins







RA • ISO 204

	L 3.5 Ø 020
	RA PT368/6 RA PT4368/6 RA PT5368/6

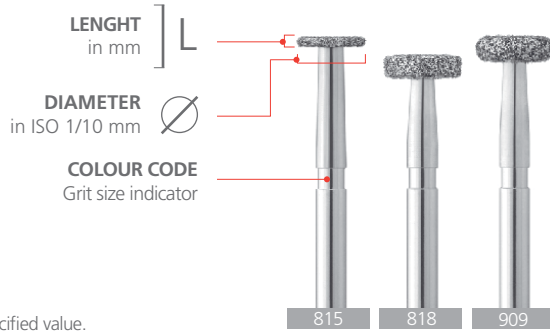
Diamond Polymer Finisher for refined shaping of all preparations.

See  
pages  
104-105

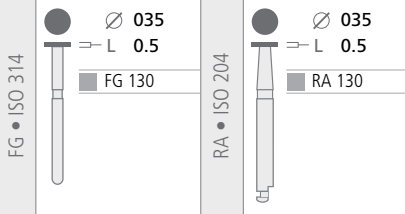


Colour code	Micron		Description
 544	150 µm	125 µm	Super coarse
 534	125 µm	106 µm*	Coarse
 524	106 µm	60/80/90 µm*	Standard
 514	50 µm		Golden Burs GB
 514	40 µm		Fine
 504	15 µm		Extra fine

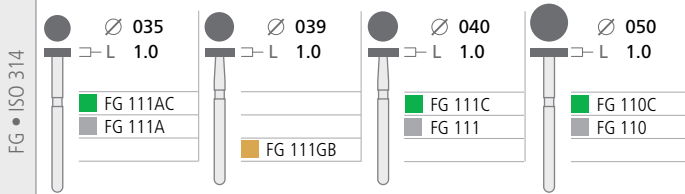
\*Depending on the shape and size of the instruments, the grit size may differ from the specified value.



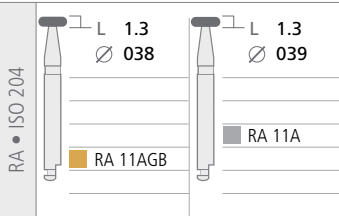
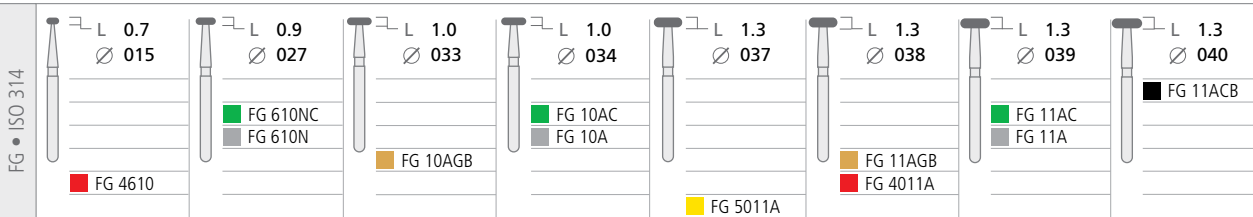
## WHEEL 815 • Slim






## WHEEL 818

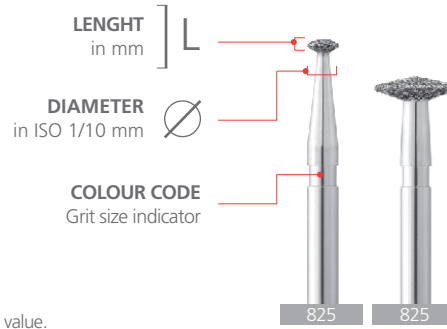


## WHEEL 909 • Wide






Colour code	Micron		Description
 534	125 µm	106 µm*	Coarse
 524	106 µm	60/80/90 µm*	Standard
 514	50 µm		Golden Burs GB

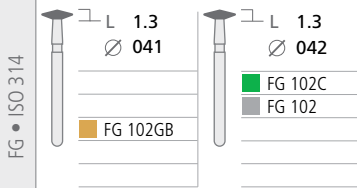


\*Depending on the shape and size of the instruments, the grit size may differ from the specified value.

## LENTICULAR 825 • Small



## LENTICULAR 825









## Intensiv HygienicTray

Instrument trays have become an indispensable support in the dental practice for the provision of all rotating instruments in the treatment routine. Intensiv offers various possibilities.

See page 73




Colour code	Micron		Description
 534	125 µm	106 µm*	Coarse
 524	106 µm	60/80/90 µm*	Standard
 524	80 µm		Medium
 514	40 µm		Fine
 514	25 µm		Fine
 504	15 µm		Extra fine

LENGHT  
in mm ] L

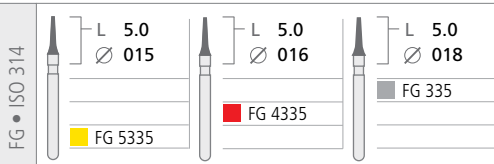
DIAMETER  
in ISO 1/10 mm ∅

COLOUR CODE  
Grit size indicator

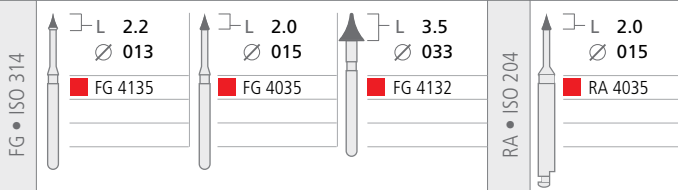


\*Depending on the shape and size of the instruments, the grit size may differ from the specified value.

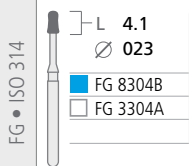
## INTERDENTAL 392 • Short, tapered



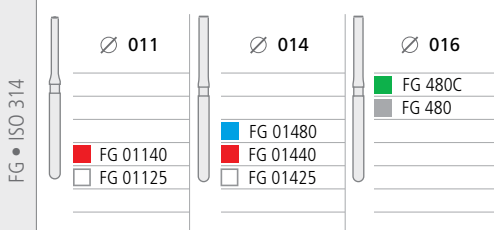
## CAVITY MARGIN TRIMMER 833







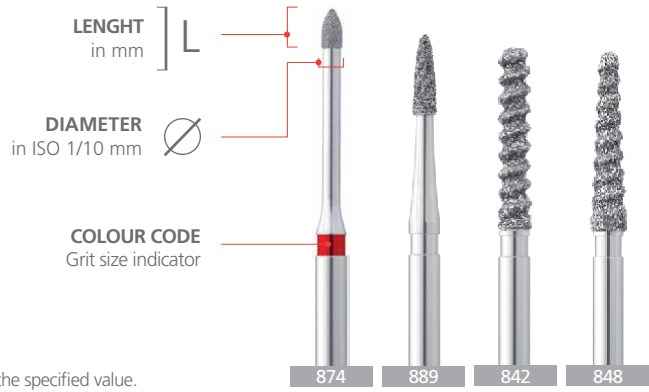
## HEMISPHERICAL 526 • Concave side



## CYLINDER 839 • End-coated only

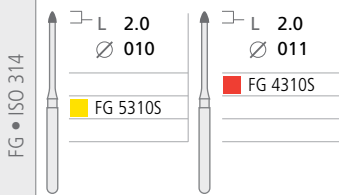


Colour code	Micron		Description
 534	125 µm	106 µm*	Coarse
 524	106 µm	60/80/90 µm*	Standard
 514	40 µm		Fine
 504	15 µm		Extra fine

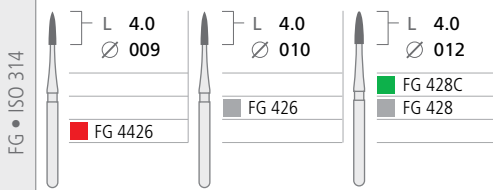


\*Depending on the shape and size of the instruments, the grit size may differ from the specified value.

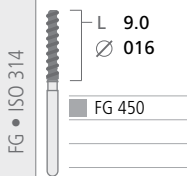
## TORPEDO 874 • Short



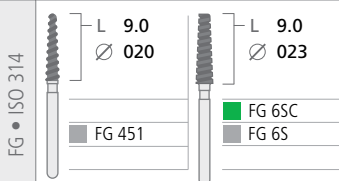
## FLAME 889 • Long neck






## CYLINDRICAL 842 • Spiral groove



## CONE 848 • Spiral groove

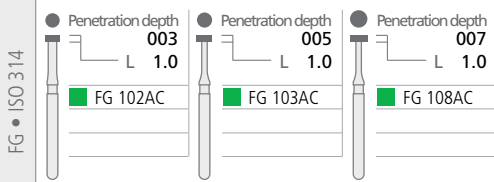


Colour code	Micron		Description
 534	125 µm	106 µm*	Coarse
 524	106 µm	60/80/90 µm*	Standard

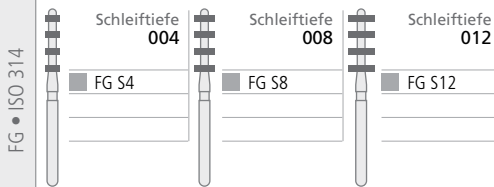


\*Depending on the shape and size of the instruments, the grit size may differ from the specified value.

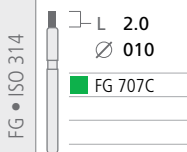
## DEPTH MARKER 818 • X-small



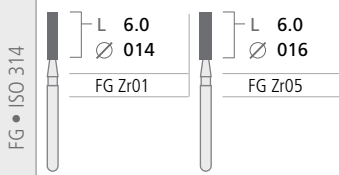
## DEPTH MARKER 834 • Multi



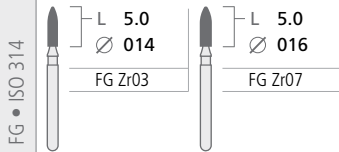
## DEPTH MARKER 835 • X-short



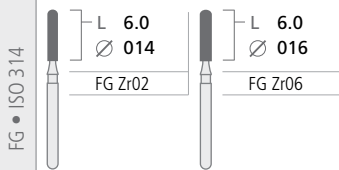
## CYLINDER 836 • Intensiv ZirconCut Prosthetics, edge 90°



## CYLINDER 860 • Intensiv ZirconCut Prosthetics, flame



## CYLINDER 880 • Intensiv ZirconCut Prosthetics, round



# Intensiv ZirconCut

Cutting zirconia ceramic restorations is a major challenge in dental clinics today. The material is very compact and extremely hard. Adhesive cementation can lead to hardly removable anchorage of crowns and bridges. Intensiv ZirconCut special diamond instruments are suitable for more efficient cutting of zirconia ceramic restorations.

See  
pages  
24-25



# Intensiv Cutting Instruments

New

Complementary instrument selection to the Diamant instrument range

In restorative therapies the complete excavation of decayed dentine is a mandatory step. The use of precise and efficient rotating cutting instruments allows for tactile perception of healthy dental tissue. In orthodontics, all residues of composite resins used for bracket bonding must be completely removed, and the tooth surfaces polished to achieve their natural roughness. For the removal of crowns, instruments which allow minimum separation procedure time without causing vibration are necessary.



## Product Description

- Cutting instruments in different shapes: ball, pear, cylinder, football
- Available in different diameters in FG/RA shank
- Stable and precisely defined instrument tip

## Indications

- Excavation of decayed dentine
- Cutting of metal and metal-ceramic crowns and bridges
- Removal of adhesive material in orthodontics

01: Dr. Francesco Garino, Turin, Italy  
02: Dr. Alessandro Devigus, Bülach, Switzerland  
03: Prof. Antonio Cerutti, Brescia, Italy



## Benefits


- Excellent cutting performance
- Optimal strength, performance and durability
- Concentric rotation of the instruments
- Swiss Machining

## Clinical pictures

- 01 Debonding with Intensiv Cutting Instrument
- 02 Excavation of carious dentin with instrument Intensiv Cutting Instrument
- 03 Metal crown separation with Intensiv Cutting Instrument



ExcavatingCutter





















CrownCutter



DebondingCutter



## BALL 801

ExcavatingCutter

FG • ISO 500	 Ø 012 FGCU80012	 Ø 014 FGCU80014	 Ø 016 FGCU80016	 Ø 018 FGCU80018	 Ø 021 FGCU80021	 Ø 023 FGCU80023
RA • ISO 500	 Ø 012 RACU80012	 Ø 014 RACU80014	 Ø 016 RACU80016	 Ø 018 RACU80018	 Ø 021 RACU80021	 Ø 023 RACU80023
RA • ISO 500	 Ø 012 RACU83012	 Ø 014 RACU83014	 Ø 016 RACU83016	 Ø 018 RACU83018	 Ø 021 RACU83021	 Ø 023 RACU83023



## PEAR 830R

ExcavatingCutter

FG • ISO 500	 L 1.9 Ø 008 FGCU87008	 L 1.8 Ø 010 FGCU87010
--------------	---	---



## CYLINDER 838 • Rounded

CrownCutter

FG • ISO 500	 L 3.8 Ø 010 FGCU20010	 L 4.0 Ø 012 FGCU20012
--------------	---	---


## PEAR 830 • Convex tip



CrownCutter

FG • ISO 500	 L 1.9 Ø 008 FGCU25008	 L 2.0 Ø 010 FGCU25010
--------------	---	---

## FOOTBALL 379

DebondingCutter

FG • ISO 500	 L 4.2 Ø 023 FGCU60023
--------------	---

L: Length in mm | Ø: Diameter in ISO 1/10 mm | Schank type RA:  | Schank type FG: 

# Trays



Intensiv  
Proxoshape Tray

## Trays

Intensiv HygienicTray .....	73
Intensiv ProxoshapeTray .....	74
Intensiv Ortho-StripsTray .....	75
Intensiv InstrumentTray .....	76
Intensiv IPRTay .....	77



# Intensiv HygienicTray

Resistant high quality stainless steel instrument tray for the arrangement of rotating instruments for routine treatment protocols

Instrument trays for the permanent availability of all rotating instruments for routine treatment protocols have become an indispensable support in dental clinics. The Intensiv HygienicTray offers the appropriate solution. Dental clinic processes have become standardized by the availability of the complete set of commonly used rotating instruments.

## Product Description

- Can be disassembled into different parts made of high quality stainless steel
- Without hard to reach fissures and hollows
- Rounded edges
- Height: suitable for standard sterilization trays

### REF HT1000:


- 2 separable parts: foldable cover; instrument tray
- 13 FG and 5 RA instrument holders
- Ergonomic instrument access due to low and inclined tray position
- Dimensions: 50x40x30 mm (LxWxH)

### REF HT2000:


- 2 separable parts: foldable cover; instrument tray
- 26 FG and 10 RA instrument holders
- Ergonomic instrument access due to low and inclined tray position
- Dimensions: 104x44x30 mm (LxWxH)

### REF HT3000:


- 2 separable parts
- 36 FG and 18 RA instrument holders
- Ergonomic instrument access due to low and inclined tray position
- Dimensions: 150x44x30 mm (LxWxH)



REF HT1000



REF HT2000



REF HT3000

## Application

- Organization of standard instruments for all routine treatment protocols
- Storage and transport of rotary instruments

## Benefits

- Organization and availability of commonly used rotating instruments
- Easy instrument removal due to irregular arranged position of instruments
- Hygienic due to 2 individual parts without hard to reach fissures and hollows
- Durable, resistant and sterilizable stainless steel

# Intensiv ProxoshapeTray

Compact stainless steel tray with coloured silicone holders for the support of Intensiv Proxoshape oscillating files

During the processes in the dental practice, it is important to benefit from a support which is safe, hygienic, sterilizable and customizable in content. The identification of the instrument to be used has to be clear and immediate. The storage of the files should be carried out in complete safety.




REF PST500

## Product Description

- Tray in stainless steel, consisting in a base and lid
- The Tray has an internal folding support with nine holes suitable to support sterilisable coloured silicone holders
- Dimensions: 87x51x14 mm (LxWxH)
- The Tray has slots for the disinfection liquid to flow through it
- Coloured silicone holders allow the arrangement of different oscillating Intensiv files

- 01 Easy identification of Intensiv files
- 02 Secure file removal



Bur-shank silicone holders									
REF	056green/10	056grey/10	056darkblue/10	056brown/10	056red/10	056white/10	056yellow/10	056orange/10	056ass/8
µm (the grit size is related to the strips)	125	90	80	60	40	25	15	08	

All coloured silicone holders are available in packaging of 10 pieces or in assortment of 8 pieces. 9 silicone holders as shown in the picture are delivered free with the Tray. The desired silicone holders are to be ordered with the Tray

## Application

- Secure storage of Intensiv oscillating files in the dental practice

## Benefits

- Intensiv files are assigned according to colour/grain
- Coloured silicone supports for individual combination
- Compact and light
- Suitable for disinfection and sterilization
- Storage and transport in complete safety of Intensiv files

# Intensiv Ortho-StripsTray

Compact stainless-steel tray with coloured silicone supports for the placement of the Intensiv Ortho-Strips

During the processes in the dental practice, it's important to benefit from a support which is safe, hygienic, sterilizable and customizable in the content. The identification of the instrument to be used has to be clear and immediate. The storage of the strips should be carried out in complete safety.

















REF OST400

## Product Description

- Tray in stainless steel, consisting in a base and lid
- The Tray has an internal folding support with six holes suitable to support sterilisable coloured silicone holders
- Dimensions: 87x51x14 mm (LxWxH)
- The Tray has slots for the disinfection liquid to flow through it
- Coloured silicone holders allow the arrangement of six different Intensiv Ortho-Strips

- 01 Introduction of the coloured silicone supports in the Tray for the positioning of the Intensiv Ortho-Strips
- 02 Selection of Intensiv Ortho-Strips



Bur-shank silicone holders							       
REF	056darkblue/10	056brown/10	056red/10	056white/10	056yellow/10	056orange/10	056ass/8
µm (the grit size is related to the strips)	80	60	40	25	15	08	

All coloured silicone holders are available in packaging of 10 pieces or in assortment of 8 pieces. 8 silicone holders are delivered free with the Tray. The desired silicone holders are to be ordered with the Tray.

## Application

- Secure storage of Intensiv Ortho-Strips in the dental practice

## Benefits

- Intensiv Ortho-Strips are assigned according to colour/grain
- Coloured silicone supports for individual combination
- Compact and light
- Suitable for disinfection and sterilization
- Storage and transport in complete safety of Intensiv Ortho-Strips

# Intensiv InstrumentTray

New

Compact, high quality stainless steel instrument tray for the storage and transport of long Intensiv instruments

During the processes in the dental practice, it's important to benefit from a support which is safe, hygienic, sterilizable and customizable in the content. The identification of the instrument to be used has to be clear and immediate. The instruments should be stored in absolute safety.



REF T600

## Product Description

- Tray in stainless steel, consisting in a base and lid
- The Tray has an internal folding support with six holes suitable to support sterilisable coloured silicone holders
- Dimensions: 87x51x14 mm (LxWxH)
- Maximum instrument length 35 mm
- The Tray has slots for the disinfection liquid to flow through it
- Coloured silicone holders allow the assignment of six Intensiv instruments

01 Coloured silicone holders in the tray allow allocation of the Intensiv instruments

02 Selection of Intensiv instruments



01



02

Bur-shank silicone holders									
REF	056green/10	056grey/10	056darkblue/10	056brown/10	056red/10	056white/10	056yellow/10	056orange/10	056ass/8
µm (the grit size is related to the strips)	125	90	80	60	40	25	15	08	

All coloured silicone holders are available in packaging of 10 pieces or in assortment of 8 pieces. 8 silicone holders are delivered free with the Tray. The desired silicone holders are to be ordered with the Tray.

## Application

- Safe storage and transport of Intensiv instruments in the dental practice


## Benefits

- The Intensiv instruments are available during the treatment according to the assignment of their use
- Coloured silicone supports for individual combination of the needed Intensiv instruments
- Compact and light
- Suitable for disinfection and sterilization
- Storage in complete safety of Intensiv instruments

# Intensiv IPRTray

High-quality stainless steel instrument tray for storage and transport of the Intensiv IPR instruments

The Intensiv IPRTray enables a safe, hygienic, sterilizable support for IPR (interproximal reduction) instruments in orthodontics.



REF IPR6000

## Product Description

- Tray in polished stainless steel, consisting in a base and lid connected by a hinge
  - Supports in sterilised coloured silicone for containing the instruments in a compact arrangement, suitable for the safe withdrawal and relocation of the instruments
  - Internal lateral folding supports that display the instruments' item number
  - Dimensions: 190x100x25mm (LxWxH)
  - Tray with slots for the disinfection liquid to flow inside it
- 
- The Tray is designed to hold, through its silicone supports, the following instruments for mechanical and manual Orthodontic stripping:
    - 6 Intensiv Ortho-Strips
    - 1 Intensiv Swingle contra-angle
    - 1 Ejector for Intensiv Swingle
    - 2 Intensiv ProxoContour Coarse
    - 2 Intensiv ProxoPolish
    - 2 diamond-coated serrated Intensiv ApproxOpener
    - 5 Intensiv IPR Distance-Control

01 Easy recognition of the Intensiv instruments thanks to the marked position

02 Secure instrument removal



## Application

- Safe storage and transport of the manual and mechanical instruments and of the contra-angle

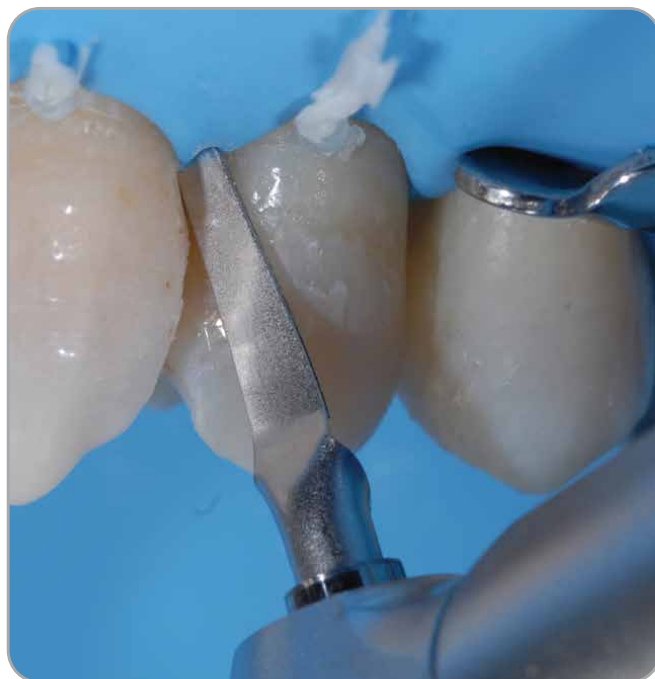
## Benefits

- The Intensiv instruments are to be assigned according to the marking
- Storage and transport in complete safety of Intensiv IPR Instruments



Intensiv Swingle  
SWISS EDITION

# Oscillating Instruments



## Contra-angle

Intensiv Swingle .....	80
Intensiv Swingle SWISS EDITION .....	82

## Restoration

Intensiv Proxoshape .....	84
Intensiv Bevelshape .....	86

# Intensiv Swingle

The contra-angle with both functions, axially free rotating and axially fixed position

In case of abutments and cavities preparation, as well as restoration materials finishing, the most utilized system in the dental office is based on rotating instruments use. In individual cases, this results in restrictions with regard to precision and iatrogenic damage that preclude the use of rotary instruments. In such cases, it is advisable to use single-sided abrasive oscillating files or strips in addition to rotary instruments. Improving significantly the quality of the surfaces being worked on.



## Product Description

### THE DUAL CONTRA-ANGLE INTENSIV SWINGLE

For the use of oscillating files and strips (p. 90). The contra-angle Intensiv Swingle has 2 functions in conjunction: the freely rotating axial position to use with diamond coated files like Intensiv Proxoshape and fixed axial position with the application of oscillating files like Intensiv Bevelshape. The contra-angle head is of small size to allow an extensive view on the operating field.

- Contra-angle with integrated water spray and optional light
- Stroke 0.9 mm
- 20.000 oscillating movements with 40.000 rpm
- With toggle switch to choose free rotating or fixed position of files
- 12 different axial fixed positions on 360°
- File ejector and cleaning needle (water spray canals) are included in delivery

A simple to move toggle switch at the contra-angle head permits to choose between axially free rotating or axially fixed files.

Contra-angle with light: REF WG-69 LT  
Contra-angle without light: REF WG-69 A



## Indications

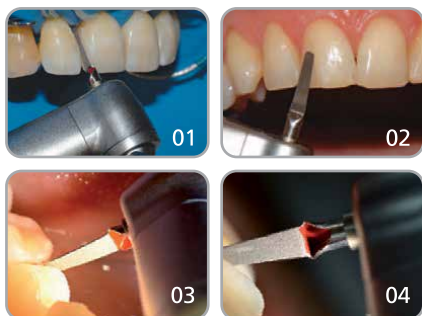
- Minimally invasive precise elaboration of preparations and finishing proximal surfaces restored
- Fast and efficient removal of filling excess, finishing and polishing of restorations

## Benefits

- 2 applications with one contra-angle only, axially freely rotating or axially fixed files
- Extensive view on the operating field due to small size contra-angle head and light
- 20.000 oscillating strokes per minute for better grinding and polishing efficiency



Dr. Simona Giani, Varese, Italy  
 Dr. Alessandro Devigus, Bülach, Switzerland



## Clinical pictures

- 01 Interproximal finishing with Intensiv Swingle and Intensiv Proxoshape PS2
- 02 Finishing of vestibular surface with Intensiv Proxoshape PS2 and Intensiv Swingle
- 03 Application with light
- 04 Application without light

Intensiv Swingle,  
 WG-69 LT Cons, W&H Synea, with light

Contra-angle, REF WG-69 LT\*  
 Ejector, REF 053  
 Spray canal cleaner needle, REF 054

\* Contra-angle without light: REF WG-69 A

Intensiv Swingle Professional Kit,  
 WG-69 LT Cons PROF, W&H Synea, with light

Contra-angle, REF WG-69 LT\*  
 Ejector, REF 053  
 Spray canal cleaner needle, REF 054

+  
 3 Intensiv Proxoshape Coarse, REF PSC80  
 2 Intensiv Proxoshape, REF PS1  
 2 Intensiv Proxoshape, REF PS2  
 2 Intensiv Proxoshape, REF PS3

\* Contra-angle without light: REF WG-69 A



Intensiv Swingle



Intensiv Swingle Professional Kit

Combined system for the best performance  
 When treating interproximal restorations, the highest performance level with maximum benefit is guaranteed by the combination of:



Adjust Intensiv Swingle to its highest speed  
 40.000 rpm (= 20.000 oscillations)



Press only until the file starts to bend slightly



Diamond grain of the Proxoshape files is chosen according to the desired treatment objective

# Intensiv Swingle

## SWISS EDITION

Durable, refined and high-performing,  
including additional service package

In clinical applications the efficient use of a mutual contra-angle is required: the possibility to choose between the axially fixed position during removal of filling excess, and free axial rotation of the file while beveling or finishing of cervical restorations, creates added value for the dentist. Intensiv Swingle SWISS EDITION is a reciprocating contra-angle with a dual mechanism, realized with a new design for a secure grip and a special vitreous coating that improves its scratch resistance and durability.

This special glass coating permanently protects the surface from scratches, the original appearance is maintained over time. The new handle design offers a better external hygiene and a secure grip.



Contra-angle  
with light:  
REF WG-69LT CPL

Contra-angle  
without light:  
REF WG-69A CPL

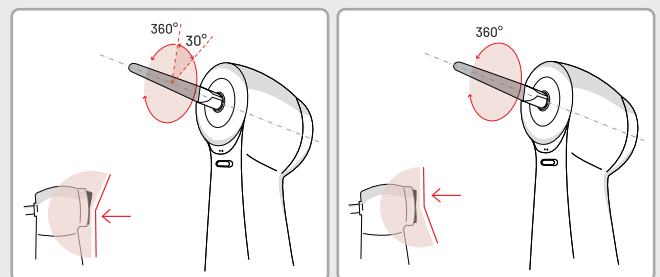
## Product Description

- New contra-angle handpiece design for a firm grip
- Special coating protects permanently against scratches
- Contra-angle with integrated water spray and optional light
- Stroke 0.9 mm
- 20.000 oscillating movements with 40.000 rpm
- With toggle switch to choose free rotating or fixed position of files
- 12 different axial fixed positions on 360°
- File ejector and cleaning needle (water spray canals) are included in delivery

A simple to move toggle switch at the contra-angle head permits to choose between axially free rotating or axially fixed files.

Toggle switch pushed down: locking the file in axially fixed position (12 positions, one every 30° over 360°). Application for precise reduction of approximal excess.

Toggle switch pushed up in neutral position: axially free rotation of file. Application for marginal polishing and bevelling.



## Indications

- Minimally invasive precise elaboration of preparations and finishing proximal surfaces restored
- Fast and efficient removal of filling excess, finishing and polishing of restorations

## Benefits

- Lasting integrity of the contra-angle's surface, thanks to the scratch resistant and durable special coating
- 20.000 oscillations per minute for better use performance of files
- 3 year Warranty
- First maintenance service included in the purchase package

Dr. A. Devigus, Bülach, Switzerland



## Clinical pictures

- 01 Separation of teeth to be treated with Intensiv Swingle with SWISS EDITION + PS2L, 40µm
- 02 Mechanical finishing of the restoration with Intensiv Swingle SWISS EDITION + PSF40, 40µm
- 03 Incisal edge preparation for Veneer with Intensiv Swingle SWISS EDITION + BS40, 40µm
- 04 Vestibular bevel finishing with Intensiv Swingle SWISS EDITION + BS15, 15µm

Intensiv Swingle SWISS EDITION, Complete, Cons, W&H Synea

REF WG-69 LT CPL Cons, W&H Synea, with light Contra-angle, REF WG-69LT SWISS EDITION\* Ejector, REF 053

Cleaning needle, REF 054

+

- 1 Intensiv ProxoshapeTray, REF PST500
- 1 Intensiv Proxoshape, REF PSC80, 80 µm
- 1 Intensiv Proxoshape, REF PS2, 40 µm
- 1 Intensiv Proxoshape, long, REF PS2L, 40 µm
- 1 Intensiv Proxoshape, REF PS3, 15 µm
- 1 Intensiv Proxoshape Flexible, REF PSF40, 40 µm
- 1 Intensiv Bevelshape, REF BS40, 40 µm
- 1 Intensiv Bevelshape, REF BS40T, 40 µm
- 1 Intensiv Bevelshape, REF BS15, 15 µm
- 1 Intensiv Bevelshape, REF BS15T, 15 µm
- 1 Intensiv Diakleen, abrasive special rubber for rapid cleaning of Diamond-Instruments, REF 060

\* Contra-angle without light  
REF WG-69A SWISS EDITION

EXTRA:

- A 3 year warranty certificate for Intensiv Swingle SWISS EDITION
- Voucher for a free maintenance service of the contra-angle, to be performed within 24 months of the purchase

Intensiv Swingle SWISS EDITION is contained in a practical red metal box, sterilizable and reusable in different applications.

Intensiv Swingle  
SWISS EDITION Cons,  
Complete



# Intensiv Proxoshape

Oscillating diamond-coated files for the removal of overhangs and finishing of proximal filling surfaces

Perfectly adapted and polished proximal filling surfaces and crown margins are a prerequisite for the maintenance of the health of the periodontium and the prevention of secondary caries. Proxoshape meets the requirements to correctly model the filling surfaces and margins and prepares them for the high gloss finish.



## Product Description

Intensiv Proxoshape:

- 4 one-sided diamond coated files in grits: 125 µm, 90 µm, 50 µm, 40 µm, 15 µm
- 3 files with extended working surface, 11 mm
- 2 narrow files, 40µm and 15 µm
- 1 distal diamond-coated file, 3 mm, 15 µm
- Minimal metal thickness 0.2 mm

Intensiv Proxoshape Flexible:

- 3 single-sided diamond files in 60, 50, 40 and 15 µm
- 2 file lengths: 8.5 mm and 11 mm
- Minimal metal thickness 0.1 mm

Intensiv Proxoshape Coarse:

- One-sided diamond coated and perforated file, in 80 µm, 2 rows of perforation
- Minimal metal thickness 0.2 mm

All Intensiv Proxoshape are available in packages of 1, 3 or 6 pcs

Intensiv Proxoshape Set, REF 100  
1 pcs of PS0, PS1, PS2, PS3, 1 Ejector, 1 Diakleen

Intensiv Proxoshape Set Optional, REF 115  
1 pcs of PS0, PS1, PS2, PS3, PS1L, PS2L, PS3L, PS2S, PS3S, PS3G

Intensiv Proxoshape Flexible Set, REF 110  
1 pcs of PSF60, PSF40, PSF15, PSF60L, PSF40L, PSF15L

## Indications

- Removal of: Filling and cement overhangs
- Finishing and trimming of: proximal crown margins in gold or ceramic
- Contouring and finishing of: proximal restoration surfaces

## Benefits

- Easier access to the interproximal space
- No iatrogenic damage to adjacent teeth
- Prevention of surface wave generation caused by rotating instruments

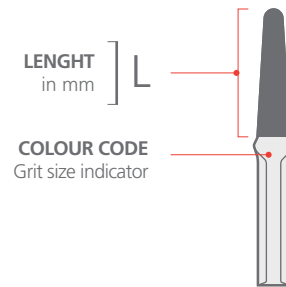
1-2) University of Brescia, Italy  
 3-4) University of Zurich, Switzerland  
 5-6) Dr. A. Devigus, Bülach, Switzerland



## Clinical pictures

- 01 Interproximal restoration finishing with file PS2
- 02 Treatment of the zone underneath the reconstructed contact points without damaging the neighbouring teeth with the PS3 file
- 03 Finishing of the cervical margin with the PSF40L file
- 04 Finishing the interproximal restoration with the PSF15L file
- 05 Modeling with PSC80
- 06 Modeling with PSC80

Colour code	Micron	Description
534	125 µm	Coarse
524	90 µm	Standard
524	80 µm	Medium
514	50 µm	Golden Burs GB
524	60 µm	Medium
514	40 µm	Fine
504	15 µm	Extra fine
494	8 µm	Ultra fine



Standard – 0.2 mm	Standard – 0.2 mm	Standard – 0.2 mm	Standard – 0.2 mm	Standard – 0.2 mm	Standard – 0.2 mm	Standard – 0.2 mm	Standard – 0.2 mm	Standard – 0.2 mm
PS0	PS1	PS2	PS3	PS1L	PS2L	PS3L	PS2S	
PS3S	PS3G	PSC80	PS9	PS9S	PS50	PS50L		
PSF60	PSF40	PSF15	PSF60L	PSF40L	PSF15L			

# Intensiv Bevelshape

Oscillating diamond files for perfect bevelled edges and preparation margins

A key factor for an ideal cavity preparation for composite fillings, gold inlays and overlays is a precise margin bevelling with sharp edges. The single-side diamond coating helps to prevent iatrogenic damage to adjacent teeth and injury to periodontal tissue.

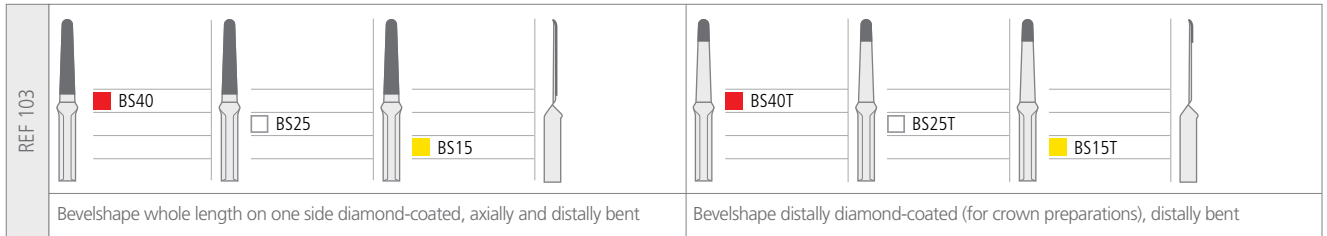


## Product Description

- Axially curved files with distally bent ends
- 3 files diamond-coated over the entire convex working length in grits 40, 25, 15 µm
- 3 files diamond-coated over the convex distal end only in grits 40, 25 and 15 µm

REF 103, Intensiv Bevelshape Set.  
All Intensiv Bevelshape are available in packages of 1, 3 or 6 pcs

Colour code	Micron	Description
<span style="color: red;">■</span> 514	40 µm	Fine
<span style="color: white;">□</span> 514	25 µm	Fine
<span style="color: yellow;">■</span> 504	15 µm	Extra fine



## Indications

- Margin bevelling for anterior composites, composite slots, inlays and overlays
- Margin finishing in veneer preparations
- Crown preparations
  - Margin finishing in chamfer preparation
  - Bevelling in shoulder preparation

## Benefits

- Polished and clearly outlined profiles with perfect sharp cut edges
- No microfractures and no accidental chipping of dental enamel prisms
- Prevention of enamel defects and grooves on the preparation margin

University of Zurich, Switzerland




## Clinical pictures

- 01 The file allows the bevelling of a cervical shoulder
- 02 Margin finishing in veneer preparation with BS40 or BS40T
- 03 Margin bevelling in class IV restorations

# Intensiv Swingle

## 🇨🇭 SWISS EDITION





Intensiv IPR Set



# Instruments for Orthodontics



## Contra-angle

Intensiv Swingle .....	90
Intensiv Swingle SWISS EDITION .....	92

## Mechanical Instruments

Intensiv Ortho-Strips System .....	94
Intensiv Ortho-Strips System, Central ....	96

## Manual Instruments

Intensiv OS400Set01 .....	98
Intensiv ApproxOpener .....	99
Intensiv IPR-DistanceControl .....	99

## Set

Intensiv IPR Set .....	100
------------------------	-----

# Intensiv Swingle



Calibrated and efficient stripping in orthodontics

In clinical applications the efficient use of an oscillating contra-angle is required: the possibility to choose between the axially fixed position and free axial rotation within the same treatment (for space creation, as well as for finishing and polishing approximal enamel), creates added value for the dentist.



## Product Description

The dual contra-angle Intensiv Swingle for application with oscillating Intensiv Ortho-Strips.

The contra-angle Intensiv Swingle combines both functions:

- free axial rotating of the strip, being applied during finishing and polishing of prepared surfaces
  - fixed axial position (12 positions at each 30° within 360°) for exact positioning of the strip, being applied in the resolution of the contact point and for enamel reduction
- Moreover, the small sized contra-angle head allows a significantly improved view of the operating field.
- Contra-angle with integrated water spray and optional light
  - Stroke 0.9 mm
  - 20.000 oscillating movements with 40.000 rpm
  - With toggle switch to choose free rotating or fixed position of strips
  - 12 different axial fixed positions on 360°
  - File ejector and cleaning needle (water spray canals) are included in delivery

Contra-angle with light: REF WG-69 LT  
Contra-angle without light: REF WG-69 A

A simple to move toggle switch at the contra-angle head permits to choose between axially free rotating or axially fixed files.



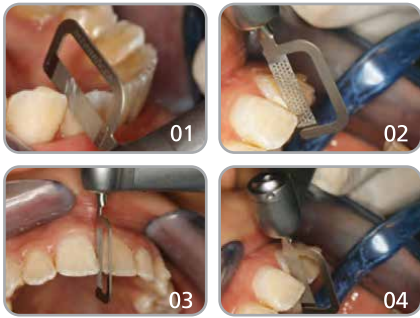
## Indications

- Interproximal space creation by stripping according to the IPR protocol (InterProximalReduction) in orthodontic treatments
- Finishing and final polishing of the treated dental surfaces

## Benefits

- Safe, efficient and precise interproximal enamel reduction as part of orthodontic treatment
- Easy, controlled opening of the contact points
- Homogeneous and smooth surfaces

Dr. Francesco Garino, Turin, Italy



## Clinical pictures

- 01 Opening of interdental space with Intensiv Ortho-Strips System, Opener
- 02 Calibrated and efficient removal of enamel with Intensiv Ortho-Strips und Intensiv Swingle
- 03 Application in Orthodontics during stripping with Intensiv Ortho-Strips and Intensiv Swingle
- 04 Finishing & polishing with Intensiv Ortho-Strips System, Polishing

Intensiv Swingle,  
WG-69 LT Ortho, W&H Synea, with light

Contra-angle, REF WG-69 LT\*  
Ejector, REF 053  
Spray canal cleaner needle, REF 054

\* Contra-angle without light: REF WG-69 A



Intensiv Swingle

Intensiv Swingle Professional Kit, Central  
WG-69 LT Ortho PROF, W&H Synea, with light

Contra-angle, REF WG-69 LT\*  
Ejector, REF 053  
Spray canal cleaner needle, REF 054

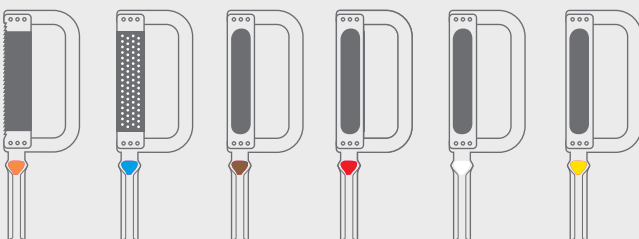
- +
- 1 Intensiv Ortho-Strips System, Opener, REF OS08OP-DS
  - 1 Intensiv Ortho-Strips System, Extracoarse, REF OS80XC-DS
  - 1 Intensiv Ortho-Strips System, Central, Coarse, REF OS60C-CEN-DS
  - 1 Intensiv Ortho-Strips System, Central, Medium, REF OS40M-CEN-DS
  - 1 Intensiv Ortho-Strips System, Central, Fine, REF OS25F-CEN-DS
  - 1 Intensiv Ortho-Strips System, Central, Polishing, REF OS15POL-CEN-DS

\* Contra-angle without light: REF WG-69 A



Intensiv Swingle  
Professional Kit

Intensiv Ortho-Strips  
for orthodontics (clinical IPR treatments)



- OS08OP-DS, Opener, 8  $\mu$ m
- OS80XC-DS, Extracoarse, 80  $\mu$ m
- OS60C-CEN-DS, Coarse, 60  $\mu$ m
- OS40M-CEN-DS, Medium, 40  $\mu$ m
- OS25F-CEN-DS, Fine, 25  $\mu$ m
- OS15POL-CEN-DS, Polishing, 15  $\mu$ m

# Intensiv Swingle

## SWISS EDITION

Durable, refined and high-performing, including additional SWISS service package

In clinical applications the efficient use of an oscillating contra-angle is required: the possibility to choose between the axially fixed position and free axial rotation of the Ortho-Strips during the same treatment, (space creation, finishing and polishing of approximal enamel), creates added value for the orthodontist.

Intensiv Swingle SWISS EDITION is a reciprocating contra-angle with a dual mechanism, realized with a new design for a secure grip and a special vitreous coating that improves its scratch resistance and durability. This special coating permanently protects the surface from scratches, the original appearance is maintained over time. The new handle design offers a better external hygiene and a secure grip.



Contra-angle  
with light:  
REF WG-69LT CPL

Contra-angle  
without light:  
REF WG-69A CPL

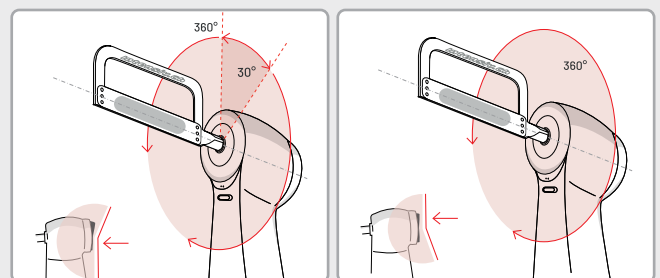
## Product Description

- New contra-angle handpiece design for a firm grip
- Special coating protects permanently against scratched surfaces
- Contra-angle with integrated water spray and optional light
- Stroke 0.9 mm
- 20.000 oscillating movements with 40.000 rpm
- With toggle switch to choose free rotating or fixed position of files
- 12 different axial fixed positions on 360°
- File ejector and cleaning needle (water spray canals) are included in delivery

A simple to move toggle switch at the contra-angle head permits to choose between axially free rotating or axially fixed files.

Toggle switch pushed down: locking the file in axially fixed position (12 positions, one every 30° over 360°). Application for precise reduction of approximal excess.

Toggle switch pushed up in neutral position: axially free rotation of file. Application for marginal polishing and bevelling.



## Indications

- Interproximal space creation by stripping according to the protocol IPR (InterProximalReduction) in orthodontic treatments
- Finishing and final polishing of the treated dental surfaces

## Benefits

- Lasting integrity of the contra-angle's surface, thanks to the scratch resistant and durable special coating
- 20,000 oscillations per minute for better grinding and polishing performance
- 3 year Warranty
- A maintenance service included in the purchase package

Dr. Francesco Garino, Turin, Italy



## Clinical pictures

- 01 Opening of interdental space with Intensiv Swingle SWISS EDITION + OS08OP-DS, Opener, 8 µm
- 02 Contouring of enamel with Intensiv Swingle SWISS EDITION + OS40M-CEN-DS, 40µm
- 03 Contouring of enamel with Intensiv Swingle SWISS EDITION + OS60C-CEN-DS, 60µm
- 04 High reduction of enamel with Intensiv Swingle SWISS EDITION + OS80XC-DS, Extracoarse, 80µm
- 05 Controlled finishing with Intensiv Swingle SWISS EDITION + OS25F-CEN-DS, 25µm
- 06 Polishing with Intensiv Swingle SWISS EDITION + OS15POL-CEN-DS, 15µm

Intensiv Swingle SWISS EDITION, Complete, Central WG-69 LT CPL Ortho, W&H Synea, with light

Contra-angle, REF WG-69LT SWISS EDITION\*  
Ejector, REF 053

Spray canal cleaner needle, REF 054

+

- 1 Intensiv Ortho-StripsTray, REF OST400
- 1 Intensiv Ortho-Strips System, Opener, 08 µm, REF OS08OP-DS
- 1 Intensiv Ortho-Strips System, Extracoarse, 80 µm, REF OS80XC-DS
- 1 Intensiv Ortho-Strips System, Central, Coarse, 60 µm, REF OS60C-CEN-DS
- 1 Intensiv Ortho-Strips System, Central, Medium, 40 µm, REF OS40M-CEN-DS
- 1 Intensiv Ortho-Strips System, Central, Fine, 25 µm, REF OS25F-CEN-DS
- 1 Intensiv Ortho-Strips System, Central, Polishing, 15 µm, REF OS15POL-CEN-DS
- 1 Intensiv Diakleen, abrasive special rubber for rapid cleaning of Diamond-Instruments, REF 060

\* Contra-angle without light REF WG-69A SWISS EDITION

EXTRA:

- A 3 year warranty certificate for Intensiv Swingle SWISS EDITION
- Voucher for a free maintenance service of the contra-angle, to be performed within 24 months of the purchase

Intensiv Swingle SWISS EDITION is contained in a practical red metal box, sterilizable and reusable in different applications.

Intensiv Swingle  
SWISS EDITION Ortho,  
Complete, Central



# Intensiv Ortho-Strips System



Oscillating diamond strips for the double-sided or one-sided interdental reduction of the tooth size in orthodontics

When opening the interdental space and reducing, finishing and polishing enamel in orthodontics, care must be taken to avoid grooves and scratches. It is also important to proceed systematically, following a coarse-to-fine sequence in selecting grits. Unlike manual strips, the Intensiv Ortho-Strips System provides rapid, controlled enamel reduction followed by polishing without unnecessary removal of healthy tooth substance.



## Product Description

- Flexible strips, double-sided or one-sided diamond coating
- 6 different grits:
  - 08 µm, orange, opening
  - 80 µm, blue, space creation
  - 60 µm, brown, reduction
  - 40 µm, red, contouring
  - 25 µm, white, finishing
  - 15 µm, yellow, polishing
- Sterilizable

Intensiv Ortho-Strips System, Double-Sided, REF OSSet02/6  
Assortment of 6 oscillating strips

- OS08OP-DS
- OS80XC-DS
- OS60C-DS
- OS40M-DS
- OS25F-DS
- OS15POL-DS

Intensiv Ortho-Strips System, Left-Sided, REF OSSet02L/6  
Assortment of 6 oscillating strips

- OS08OP-L
- OS80XC-L
- OS60C-L
- OS40M-L

- OS25F-L
- OS15POL-L

Intensiv Ortho-Strips System, Right-Sided, REF OSSet02R/6  
Assortment of 6 oscillating strips

- OS08OP-R
- OS80XC-R
- OS60C-R
- OS40M-R
- OS25F-R
- OS15POL-R



All Intensiv Ortho-Strips Double-Sided and Intensiv Ortho-Strips One-Sided are available in packages of 3, 6 or 12 pcs

## Indications

- Opening of the interdental contact points
- Widening of the interdental spaces in orthodontics by bilateral or unilateral tooth size reduction
- Elimination of minor crowding and treatment finishing in orthodontics
- Bilateral proximal enamel polishing

## Benefits

- Efficient opening of the interdental contact points
- Rapid and controlled enamel reduction
- Proximal contouring, finishing and polishing of both adjacent teeth in a single procedure
- Reusable

Dr. Francesco Garino, Turin, Italy

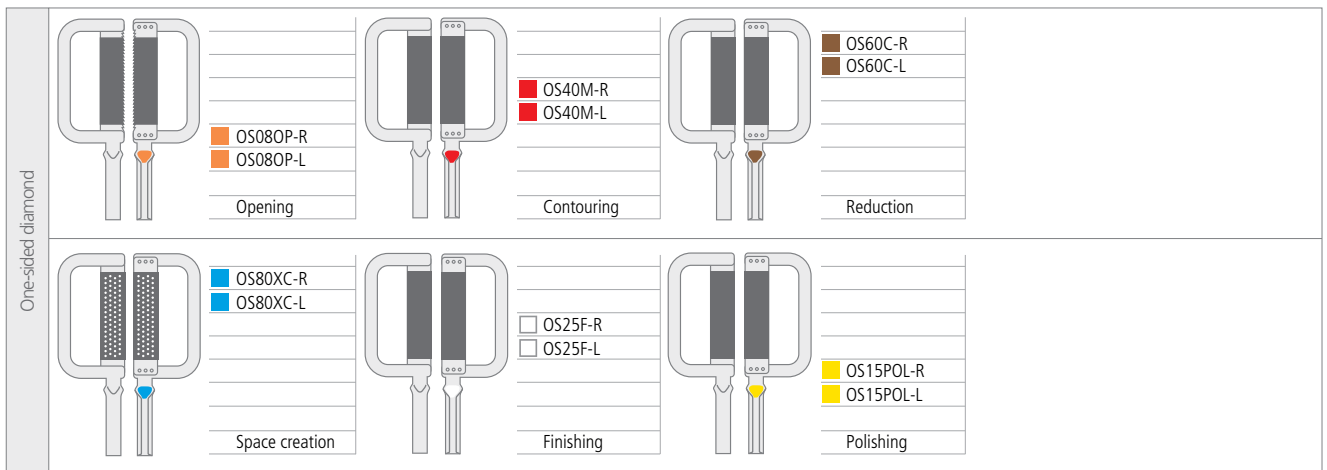
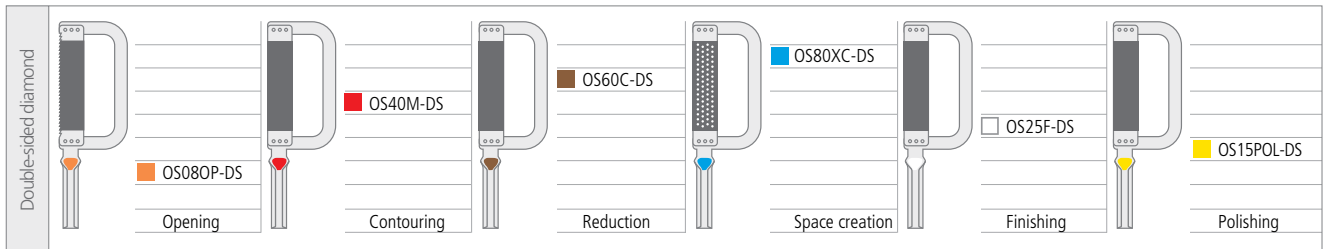
## Clinical pictures



- 01 Opening of the interdental space with OS08OP-DS, Opener, 8 µm
- 02 Contouring with OS40M-DS, Medium, 40 µm
- 03 Reduction with OS60C-DS, Coarse, 60 µm
- 04 High reduction of enamel with OS80XC-DS, Extracoarse, 80 µm
- 05 Controlled finishing with OS25F-DS, Fine, 25 µm
- 06 Polishing with OS15POL-DS, Polishing, 15 µm

Colour code	Micron	Description
524	80 µm	Extracoarse
524	60 µm	Coarse
514	40 µm	Medium
514	25 µm	Fine
504	15 µm	Polishing
494	8 µm	Opener

Diamond-coated:  
DS = Double-Sided  
L = Left  
R = Right



# Intensiv Ortho-Strips System, Central Pat. EP15201863.6

Innovative oscillating strips,  
with central diamond-coated operative area

Thanks to the diamond coating in the central operating area. Intensiv Ortho-Strips System, Central allows for high precision in the approximal reduction, finishing and polishing of enamel, respecting the original morphology and dental tissue. During the process of enamel reduction, trimming and polishing in orthodontics (stripping), parts of enamel or dentine below the tooth equator may be removed unintentionally, which may cause subsequent hypersensitivity of the tooth in the patient.



## Product Description

- Oscillating strips, with diamond-coated operative central area
- 4 different grits:
  - 60 µm, brown, reduction
  - 40 µm, red, contouring
  - 25 µm, white, finishing
  - 15 µm, yellow, polishing
- Strip thickness of the not diamond-coated area: 0.05 mm
- Total height of strip: 3.7 mm
- Diamond area height: 2.7 mm
- Diamond area length: 13 mm
- Sterilizable

Intensiv Ortho-Strips System, Central, Double-Sided, are available in packages of 3 pcs:

REF OS60C-CEN-DS/3  
REF OS40M-CEN-DS/3  
REF OS25F-CEN-DS/3  
REF OS15POL-CEN-DS/3

Or as Set of 6pcs each one article:  
REF OSSetCEN02/6, Intensiv Ortho-Strips System OP, XC & 4 Central Double-Sided

Intensiv Ortho-Strips System, Central, One-Sided, are available in packages of 3 pcs:

REF OS60C-CEN-L/3  
REF OS40M-CEN-L/3  
REF OS25F-CEN-L/3  
REF OS15POL-CEN-L/3  
REF OS60C-CEN-R/3  
REF OS40M-CEN-R/3  
REF OS25F-CEN-R/3  
REF OS15POL-CEN-R/3

Or as Set of 6pcs each one article, Left-Side or Right-Side:  
REF OSSetCEN02L/6, Intensiv Ortho-Strips System OP, XC & Central Left-Sided  
REF OSSetCEN02R/6, Intensiv Ortho-Strips System OP, XC & Central Right-Sided

## Indications

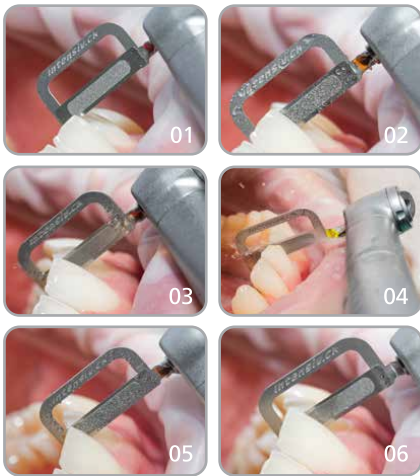
- Reduction, finishing and polishing of proximal enamel in orthodontics

## Benefits

- Easy introduction into the interdental contact points
- Prevention of cervical steps
- Dentine hypersensitivity would not be supported
- Conservation of the original morphology of the tooth equator
- Reusable



Dr. Francesco Garino, Turin, Italy



**Cervical step**

**Respecting the original morphology and dental tissue**

- 01 Easy introduction of the strip thanks to the diamond coating-free lower edge
- 02 Prevention of cervical steps thanks to the non-diamond coated lower edge of the strip
- 03 Enamel contouring with Intensiv Ortho-Strips System, Central, Medium, 40 µm
- 04 Enamel reduction with Intensiv Ortho-Strips System, Central, Coarse, 60 µm
- 05 Controlled finishing of the treated enamel with Intensiv Ortho-Strips System, Central, Fine, 25 µm
- 06 Polishing of the treated enamel with Intensiv Ortho-Strips System, Central, Polishing, 15 µm

Colour code	Micron	Description
524	60 µm	Coarse
514	40 µm	Medium
514	25 µm	Fine
504	15 µm	Polishing

Diamond-coated:  
DS = Double-Sided  
L = Left  
R = Right



Double-sided diamond		OS40M-CEN-DS	Contouring
		OS60C-CEN-DS	Reduction
		OS25F-CEN-DS	Finishing
		OS15POL-CEN-DS	Polishing
One-sided diamond		OS40M-CEN-R	Contouring
		OS40M-CEN-L	
		OS60C-CEN-R	Reduction
		OS60C-CEN-L	
	OS25F-CEN-R	Finishing	
	OS25F-CEN-L		
	OS15POL-CEN-R	Polishing	
	OS15POL-CEN-L		

# Intensiv OST400Set01/6

New

## Set for Interproximal Reduction

Intensiv Ortho-Strips Tray 400 Set is for the aligner treatment and follows a IPR protocol.






It also contains the new, patented Intensiv Ortho-Strips System, Central. Thanks to the diamond coating in the central operating area, the Intensiv Ortho-Strips System, Central allows for high precision in the approximal reduction, finishing and polishing of enamel, respecting the original morphology and dental tissue.



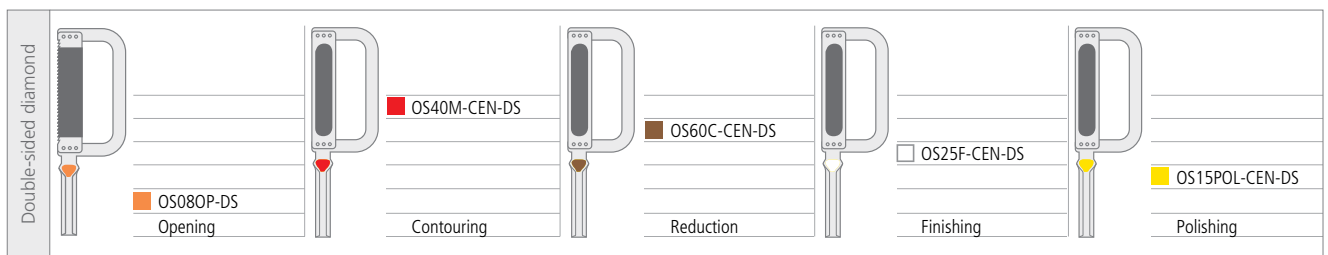
## Product Description

- 1 Intensiv Ortho-Strips Tray REF OST400
- 1 Intensiv Ortho-Strips System, Opener, REF OS08OP-DS
- 2 Intensiv Ortho-Strips System, Central, Medium, REF OS40M-CEN-DS
- 1 Intensiv Ortho-Strips System, Central, Coarse, REF OS60C-CEN-DS
- 1 Intensiv Ortho-Strips System, Central, Fine, REF OS25F-CEN-DS
- 1 Intensiv Ortho-Strips System, Central, Polishing, REF OS15POL-CEN-DS

REF OST400Set01/6

Colour code	Micron	Description
 524	60 µm	Coarse
 514	40 µm	Medium
 514	25 µm	Fine
 504	15 µm	Polishing
 494	8 µm	Opener

Diamond-coated:  
DS = Double-Sided  
L = Left  
R = Right



## Indications

- Reduction, finishing and polishing of proximal enamel in orthodontics

## Benefits

- Arrangement of Intensiv Ortho-Strips during Orthodontic stripping procedures
- Easy introduction into the interdental contact points
- Prevention of cervical steps
- Dentine hypersensitivity would not be supported

# Intensiv ApproxOpener

Manual and serrated diamond coated metal strip for opening of tight contact points in Orthodontics

## Indications

- Manual interproximal opening of tight contact points in orthodontic treatments (stripping)

## Benefits

- Frictionless application between contact points thanks to ultra-fine grain size and serrated edge
- Calibrated opening for application of the stripping method
- Safe application due to arch tension

Dr. Francesco Garino, Turin, Italy



## Product Description

Diamond coated manual metal strip clamped into a small metal bow; in 2 versions:

- Serrated and one-sided diamond coating (8µm), thickness approx. 0.09 mm
- Serrated and double-sided diamond coating (8µm), thickness approx. 0.10 mm
- Height of strip: 4 mm
- Length of strip: 20 mm



REF AO2018DS/3 Double Sided  
REF AO2018OS/3 One Sided

# Intensiv IPR-DistanceControl

Manual stainless steel instrument to support the control of tooth distances created during IPR protocols

## Indications

- Support for the control of the teeth distance in the various stages of the IPR technique in orthodontics.

## Benefits


- Secure application due to the handle
- Support thanks to the different thicknesses
- Large number of controls of distances, thanks to the combination of 8 instruments

Dr. Francesco Garino, Turin, Italy



## Product Description

- Intensiv IPR-DistanceControl is a manual metal instrument
- It consists of an eight-part instrument set made of stainless steel with grip (fingergrip)
- The thickness indication is marked on each instrument
- Removable plastic rivet to secure the 8 instruments
- Height / Length of metallic element (excl. grip): 4 / 40 mm



REF IPR-DC Set

# Intensiv IPR Set


Calibrated and precise stripping (IPR) in orthodontics  
Mechanical and manual strips in stainless steel tray

Stripping protocols in orthodontics (IPR = interproximal reduction) require a selection of mechanical or manual instruments for the opening of contact points, for enamel reduction and the finishing of proximal surfaces. The orthodontist needs efficient tools for stripping, which are ergonomically and practically arranged for the treatment of each patient.

## Product Description

- Tray in polished stainless steel
- Dimensions: 190x100x25 mm (LxWxH)
- Compact arrangement of silicone inserts for holding the instruments in place, suitable for easy removal and safe replacement of the instruments in the tray
- Tray contains tools for mechanical and manual stripping in Orthodontics
- Strips and controlling instruments are inserted into two foldable internal supports, which display instrument reference numbers
- Supporting silicone inserts have the same colour code as the grit of the strips and may be replaced if needed
- Tray also available empty

Intensiv IPR Set  
REF IPR 6000/WG-69 LT (Intensiv Swingle with light)  
REF IPR 6000/WG-69 A (Intensiv Swingle without light)  
REF IPR 6000 (empty Tray)



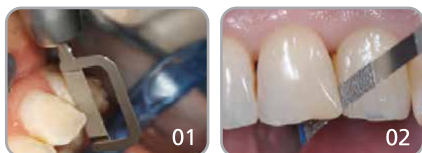
## Indications

- Application for space creation during stripping procedures (IPR) in Orthodontics

## Benefits


- All instruments required for interproximal reduction (IPR) composed together in a tray, placed and ready for use
- Indication of the specific grit sizes of the strips, instruments in sequence according to the application protocol
- Facilitated classifying of instruments

## Clinical pictures



- 01 Efficient and controlled enamel reduction with Intensiv Ortho-Strips and Intensiv Swingle
- 02 Fast and efficient removal of excess material with Intensiv ProxoContour Coarse

Mechanical Stripping



REF WG-69 LT *	Intensiv Swingle, reciprocating contra-angle (with light)
REF 053	Intensiv Ejector facilitates Strips removal during the various treatment steps
REF OS08OP-DS	Intensiv Ortho-Strips, 8 µm opener, serrated strip edge, for opening of contact points
REF OS40M-DS	Intensiv Ortho-Strips, 40 µm medium, for step one creating additional space
REF OS60C-DS	Intensiv Ortho-Strips, 60 µm coarse, for step two in creating additional space
REF OS80XC-DS	Intensiv Ortho-Strips, 80 µm extracoarse, perforated, for high enamel reduction
REF OS40M-DS	Intensiv Ortho-Strips, 40 µm medium, for pre-polishing of the grinded surfaces
REF OS15POL-DS	Intensiv Ortho-Strips, 15 µm polishing, for fine polishing of treated surfaces


\* Contra-angle whitout light: REF WG-69 A

Control Instrument



REF IPR-DC010	IPR-DistanceControl, thickness 0.10 mm
REF IPR-DC015	IPR-DistanceControl, thickness 0.15 mm
REF IPR-DC020	IPR-DistanceControl, thickness 0.20 mm
REF IPR-DC040	IPR-DistanceControl, thickness 0.40 mm
REF IPR-DC050	IPR-DistanceControl, thickness 0.50 mm
1 Piece each	Manual tools for support for the control of the teeth distance

Manual Stripping



REF AO2018OS	Intensiv ApproxOpener 8 µm ultra-fine, one-sided diamond coating, serrated strip edge, for opening of contact points
REF AO2018DS	Intensiv ApproxOpener 8 µm, ultra-fine, double-sided diamond coating, serrated strip edge, for opening of contact points
REF PXCC8040	Intensiv ProxoContour Coarse, perforated, with two grit sizes, 80 µm coarse and 40 µm fine, for efficient, manual space creation
REF PXPO1508	Intensiv ProxoPolish, with two grit sizes, 15 µm extra-fine and 8 µm ultra-fine, for finishing and polishing of treated surfaces



Intensiv PrepTwins

# Finishing and Polishing



Intensiv PrepTwins .....	104
Intensiv ProxoStrip .....	106
Intensiv ProxoStrip Plus .....	106
Intensiv ProxoStrip Anterior .....	107
Intensiv ProxoContour Coarse .....	107
Intensiv ProxoPolish .....	108
Intensiv Metal Diamond Strips Trial Kit .....	108
Intensiv UniglossPaste .....	109
Intensiv UniglossPolisher .....	109

# Intensiv PrepTwins Pat. 2564803



Diamond Polymer Finisher  
for refined shaping of all preparations

Finishing cavity and prosthetic edges is essential and preparatory to the subsequent steps. The removal of detached enamel prisms and irregular surfaces (so called wave structure) created by rotating instruments, allows an improvement and longer life span of intact restorations.



## Product Description

- Diamond Polymer Finisher highly loaded in 3 different diamond grains
- The diamond grains are marked in the polymer by the colour brown (60 µm), red (40 µm) or yellow (15 µm)
- Forms: ball, cylinder, flame, football, torpedo, tapered cone
- Length: ball 2 mm, football 3.5 mm, cylinder 10 mm, flame and tapered cone 8 mm, torpedo 6 mm

Trial Kit, 60 µm - REF 2460/6  
Trial Kit, 40 µm - REF 2440/6  
Trial Kit, 15 µm - REF 2415/6

Intensiv PrepTwins are available in packages of 6 pieces

Colour code	Micron	Description
524	60µm	Medium
514	40µm	Fine
504	15µm	Extra fine

RA ISO 204	Length (L)	Diameter (Ø)	Colour Code	Product Code
Ball	3.5	020	Brown	RA PT801/6
			Red	RA PT4801/6
			Yellow	RA PT5801/6
Football	10.0	020	Brown	RA PT882/6
			Red	RA PT4882/6
			Yellow	RA PT5882/6
Cylinder	8.0	020	Brown	RA PT862/6
			Red	RA PT4862/6
			Yellow	RA PT5862/6
Flame	8.0	020	Brown	RA PT847KR/6
			Red	RA PT4847KR/6
			Yellow	RA PT5847KR/6
Tapered cone	6.0	020	Brown	RA PT877K/6
			Red	RA PT4877K/6
			Yellow	RA PT5877K/6

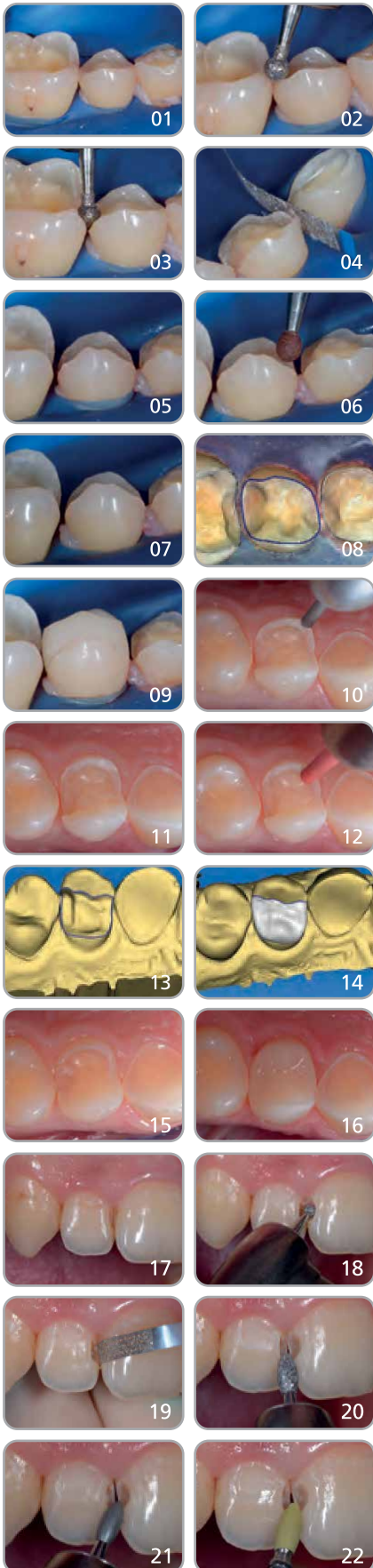
## Indications

- Finishing of the specific created preparation

## Benefits

- Congruence between diamond polymer finisher and the shape of the diamond preparation instrument previously used
- Preserve specific created preparations
- Diamond coating on the metal core avoids metal signs on surface
- Selected grain in relation to the degree of shaping





### Posterior bite-raising

- 01 Initial clinical case: creation of the Table top on elements 44, 45 and 46 for the production of ceramic inlays with the CAD/CAM system
- 02 Lowering of the interproximal crown margins with the FG 301, 90 µm instrument
- 03 Deepening and mesial/distal opening of the interproximal space intended for positioning of the prosthetic device
- 04 Opening of proximal contacts, performed manually with Intensiv ProxoContour Coarse, characterized by 80 µm grit and two rows of perforations
- 05 Preparation completed
- 06 Advanced preparation of the edges conducted with Intensiv PrepTwins RA PT801, 60 µm, which allows for a distinctly improved optical image capture
- 07 Obvious improvement of the margins after being treated with the Finisher
- 08 Digital image that clearly shows the preparation margin
- 09 Edges are perfectly suited to the restoration

### Bite-raising erosion

- 10 Creation of inlay on element 14: preparation of the edges with diamond-coated instrument FG 307L, 90 µm
- 11 Performed preparation, elimination of insufficient composite restoration in distal area
- 12 Advanced preparation with Intensiv PrepTwins RA PT4882, 40 µm
- 13 Optical impression highlighting the excellent margin preparation
- 14 Calculated digital image of the restoration
- 15 Evidence of the improvement of the preparation margins
- 16 Case concluded, cementing of the created inlay, ideal closure between dental tissue and restoration

### Class III restoration

- 17 Initial case: Class III lesions on elements 12 and 11
- 18 Preparation of the two cavities with FG 201, 80 µm diamond-coated instrument
- 19 Removal of detached enamel prisms and opening of the edges adjacent to the lesions in the palatal direction
- 20 Beveling of the margins with FG 255, 90 µm diamond-coated instrument
- 21 Finishing of the margin with FG 4255, 40 µm diamond-coated instrument
- 22 Advanced preparation and elimination of the irregularities carried out with Intensiv PrepTwins RA PT5368, 15 µm: clear improvement of the state of the preparation margin

# Intensiv ProxoStrip Pat. 699 819

A unique, diamond-coated metal strip with grips for the final polishing of proximal surfaces

## Indications

- Finishing and polishing of fillings and crown borders in proximal areas
- Removal of excess material and overhangs in filling surfaces and crown borders

## Benefits

- Finishing and polishing in one process
- Short strip for improved finger support (Hypomochlion) while stripping
- Clinically perfectly polished proximal surfaces

Dr. A. Devigus, Bülach, Switzerland



## Product Description

- Metal strip, diamond-coated on one side only with two working parts of different grit size
- Perforated anatomical ends for a better gripping
- Sterilizable and reusable
- Total length: 80 mm | Height: 2.5 mm



REF PX4015/6, REF PX4015/12

■ 40 µm ■ 15 µm

# Intensiv ProxoStrip Plus Pat. 699 819

A unique, diamond-coated metal strip with grips in plastic for the final polishing of proximal surfaces

## Indications

- Finishing and polishing of fillings and crown borders in proximal areas
- Removal of excess material and overhangs in filling surfaces and crown borders

## Benefits

- Finishing and polishing in one process
- Short strip for improved finger support
- Clinically perfectly polished proximal surfaces

Dr. A. Devigus, Bülach, Switzerland



## Product Description

- Metal strip, diamond-coated on one side only with two working parts of different grit size
- Anatomical ends in sterilizable plastic for a better gripping
- Sterilizable and reusable
- Total length: 83 mm | Height: 2.5 mm



REF PXP4015/6, REF PXP4015/12

■ 40 µm ■ 15 µm

# Intensiv ProxoStrip Anterior <sup>Pat. 699 819</sup>

The only short metal diamond-coated strip with grips for interproximal finishing of anterior restorations

## Indications

- Finishing and polishing of fillings and crown borders in anterior proximal areas
- Removal of excess material and overhangs in filling surfaces and crown borders
- Beveling in adhesive restorations in the anterior proximal cervical areas

## Benefits

- Finishing and polishing in one process
- Ergonomic grip for simple, safe use
- Short strip for improved finger support while stripping and shorter leverage with reduced distance to the operating area

Dr. A. Devigus, Bülach, Switzerland



## Product Description

- Metal strip, diamond-coated on one side only with two working parts of different grit size
- Perforated anatomical ends for a better gripping
- Sterilizable and reusable
- Total length: 55 mm | Height: 2.5 mm



REF PXA4015/6, REF PXA4015/12 ■ 40 µm ■ 15 µm

# Intensiv ProxoContour Coarse <sup>Pat. 699 819</sup>

Unique, diamond-coated metal strip for contouring and finishing

## Indications

- Removal of marginal material excess of direct and indirect adhesive reconstructions
- Contouring and finishing of specific excess of pronounced aesthetic restorations

## Benefits

- Friction-free application due to perforation of the diamond coated strip part
- Fast and efficient removal of excess material due to the coarse grain size

Dr. A. Devigus, Bülach, Switzerland



## Product Description

- Metal strip, diamond-coated on one side only with two working parts of different grit size
- Perforated anatomical ends for a better gripping
- Sterilizable and reusable
- Total length: 80 mm | Height: 2.5 mm



REF PXCC8040/6 ■ 80 µm ■ 40 µm

# Intensiv ProxoPolish

Pat. 699 819

Unique one-sided diamond-coated metal strip for efficient stain removal and manual polishing of proximal surfaces

## Indications

- Stain removal in proximal areas
- Gloss polishing in proximal areas
- To complete the professional dental hygiene in the proximal zone

## Benefits

- Efficient manual cleaning and polishing in one treatment process with the same instrument
- Ergonomic strip handles and short strip for simple and easy use

Dr. A. Devigus, Bülach, Switzerland



## Product Description

- Metal strip, diamond-coated on one side only with two working parts of different grit size
- Perforated anatomical ends for a better gripping
- Sterilizable and reusable
- Total length: 80 mm | Height: 2.5 mm



REF PXPO1508/6

■ 15 µm ■ 8 µm

# Intensiv Metal Diamond Strips Trial Kit

Contouring, Finishing and Polishing of aesthetical restorations in proximal surfaces

Intensiv ProxoStrip, Intensiv ProxoStrip Anterior, Intensiv ProxoContour Coars and Intensiv ProxoPolish Plus are unique diamond-coated metal strips. The length of the strips makes it easier to support the fingers during treatment. The strip height of 2.5mm and the free zone between the working areas maintain the existing contact point.



## Product Description

- 4 different Metal strip, diamond-coated on one side only with two working parts
- Diamond-free zone between the diamond-coated surfaces
- Height: 2.5mm
- Thickness: 0.05 mm
- Sterilizable and reusable

Trial Kit REF PXT/6

Content:

- 2 Intensiv ProxoStrip
- 1 Intensiv ProxoStrip Anterior
- 2 Intensiv ProxoContour Coarse
- 1 Intensiv ProxoPolish

# Intensiv UniglossPaste

Universal single step diamond high gloss polishing paste with micro-grain specifically adapted to the surface

## Indications

- Final polishing and high gloss shining for composites

## Benefits

- Can be used with either standard nylon bristle junior cup brush or Prophylaxis rubber cup
- High gloss polishing in only 15 seconds
- Same high gloss on restored and natural surfaces
- Only one paste for high gloss polishing

Dr. Simona Gianì, Varese, Italy



## Product Description

- Polishing paste with a significant proportion of ultra-fine natural diamonds, adapted in its composition to the surface roughness of composites
- The selected mixture of diamond granules corresponds to the smallest dimensions of the ultrafine grits



REF 2500 - Syringe of 2.5g

# Intensiv UniglossPolisher Pat.Pend.EP10162150.6

Shape-stable polymer diamond instrument for high polishing of aesthetic restorations

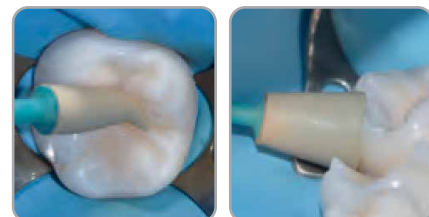
## Indications

- Final high gloss polishing of all accentuated convex and concave surfaces of aesthetic restorations
- Maintenance of existing aesthetic restorations

## Benefits


- Stable form of flame and cup shape through multiple use
- Superior gloss effect and minimal surface roughness
- Complete fissure polishing thanks to flexible but stable tip
- Protection of marginal closure of restorations

Dr. Simona Gianì, Varese, Italy



## Product Description

- Diamond Polymer Polisher highly loaded with ultra-fine diamonds
- Slim flame and compact cup, uncoloured
- Inner core of flame and cup shape and mandrel consist of one piece of blue-green resistant polymer
- Sterilizable, reusable



REF 2300/6 - Package of 3 pcs each  
REF 2310/6 - 6 flames | REF 2320/6 - 6 cups

# Specialities

## Intensiv DiaTweezer

Tweezers with diamond-coated tips.  
Polished surface.

### Indications

- For gripping and securely holding small extraoral objects in dentistry e.g. a crown or an inlay/onlay

### Benefits

- Firm and secure grip through the diamond-coated inner side of the instrument tips
- Secure hold of small hollow bodies with open tweezers through fully diamond-coated instrument tips



REF 1001



REF 1001A



REF 1002



REF 1002A



REF 1001: diamond-coating all around



REF 1002A: inside diamond-coating only

## Intensiv ApproxOpener

Manual and serrated metal strip for removal  
of coronal excess of adhesive aesthetic restorations

### Indications

- Removal of emerged adhesive material in the coronal area

### Benefits

- Removal of emerged adhesive material without scratches thanks to not diamond-coated version
- Secure strip movement thanks to tension of the strip in the bow
- Sterilisable, reusable



### Product Description

- Manual metal strip clamped into a small metal bow
- Serrated
- Height of strip: 4 mm
- Length of strip: 20 mm



REF AO2018/3

# Intensiv PerioDiaCurette

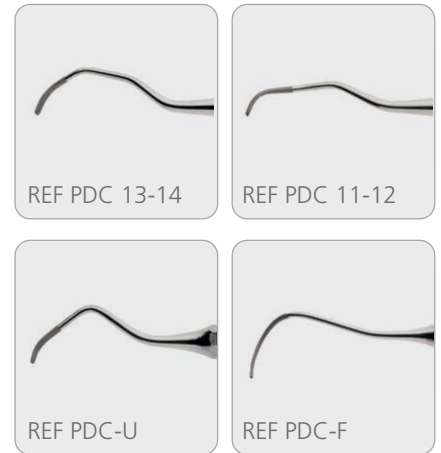
Diamond-coated periodontal curettes for manual smoothing of root surfaces

## Indications

- Final root planing in periodontal therapy under unfavourable morphological conditions

## Benefits

- The use of hand instruments ensures full tactile sensitivity
- Particularly suitable in case of concavities and grooves on the root surfaces
- Complete planing of the root surfaces up to homogeneity



REF PDC 13-14  
REF PDC-A (Assortment, 4 PerioDiaCurette)

# Complementary products

## INTENSIV DIAKLEEN

The rotating diamond instruments keep back remnants of enamel or other material during use. Therefore, they require regular cleaning and removal of these residues.




REF ACC060

## INTENSIV MANDREL

For the application with polishing discs, a mandrel (type Moore) with a cross-shaped stainless steel head is used as a support for snap on discs.

- Stainless steel mandrel with crossshaped head for snap on discs
- Shank type RA
- Length: 25 mm
- Diameter: 2.35 mm
- Sterilizable



REF MRD22/6

## INTENSIV UNIGRIP

Unigrip is a stainless metal reducer with a self-clamping chuck. Unigrip enables the use of FG Instruments in standard right-angle or handpiece.



REF 2002 W/6



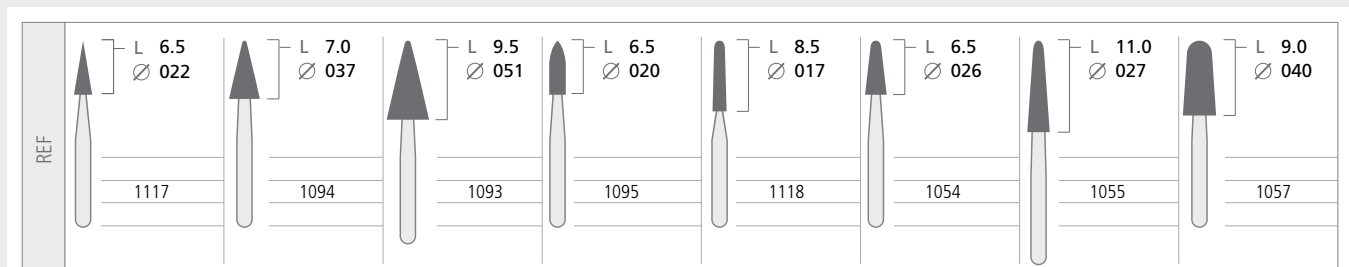
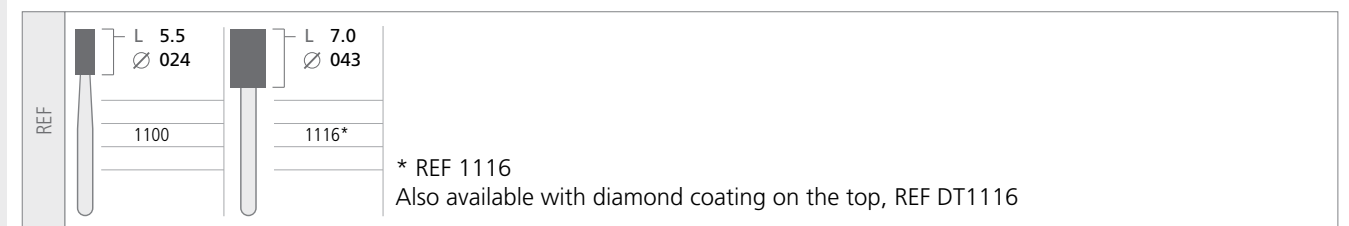
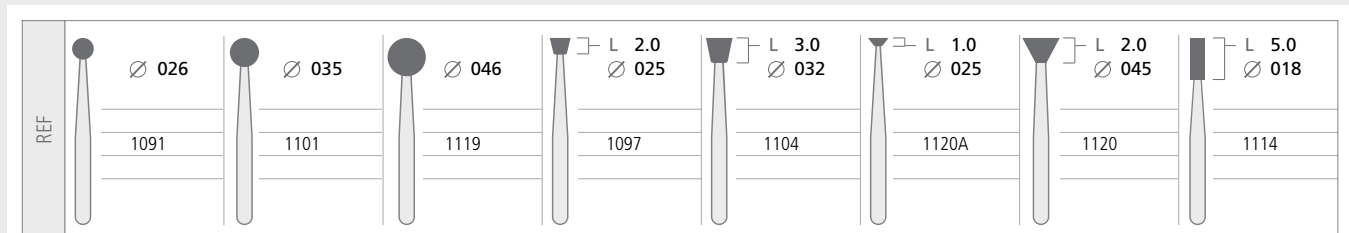
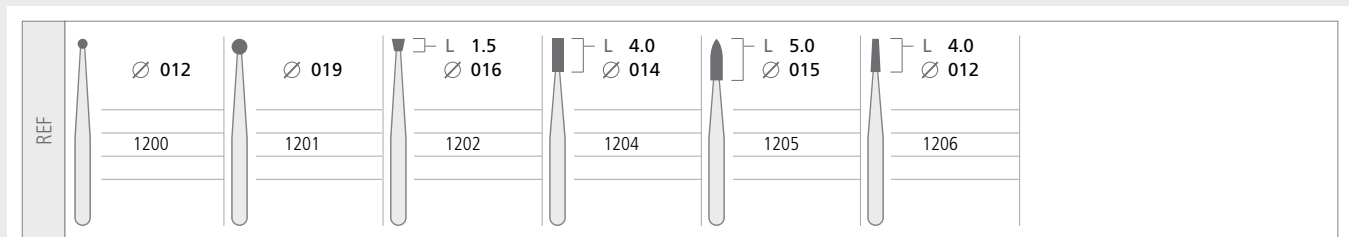
REF 2003 H/6

# Intensiv Laboratory Program

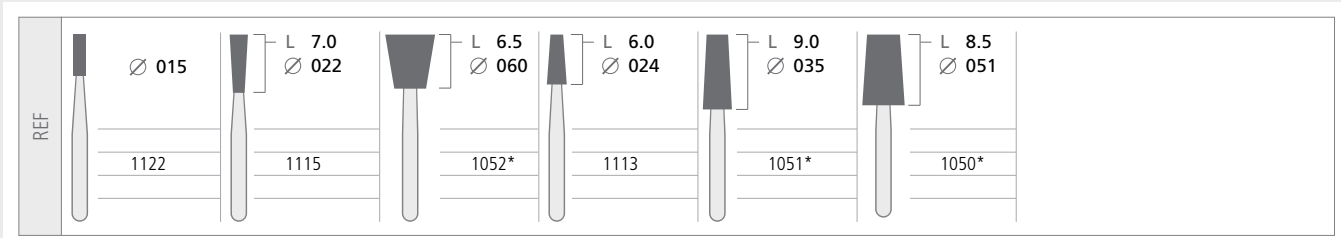
## Diamond Instruments

First class Swiss Dental-Diamond-Instruments of highest quality and precision.  
Instruments to be used with straight handpiece.  
Please specify HP name before Ref. No.

Package content: 1 piece.  
All forms shown on this page correspond to the actual size. The bold lines show the diamond coated side of the instrument.



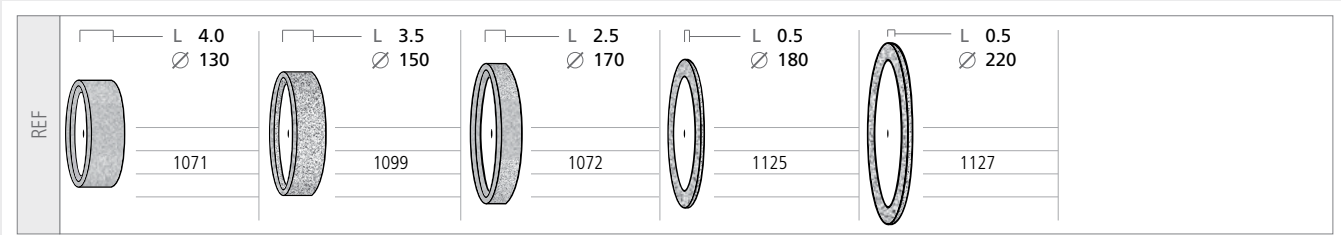
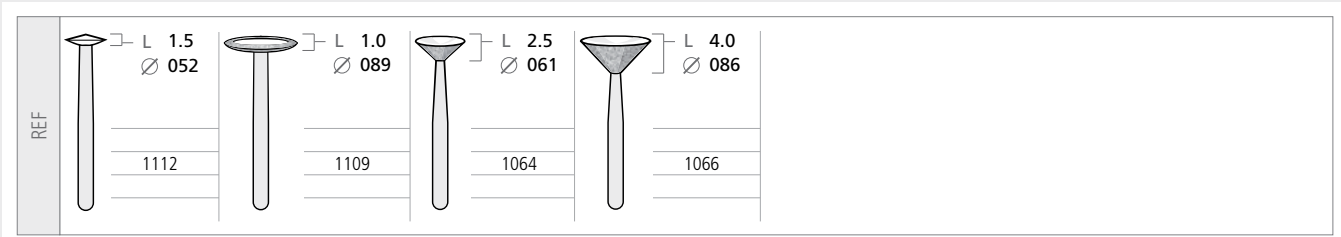




- \* REF 1050 - Also available with diamond coating on the top, REF DT1050
- \* REF 1051 - Also available with diamond coating on the top, REF DT1051
- \* REF 1052 - Also available with diamond coating on the top, REF DT1052

## Diamond Instruments

CONTINUED

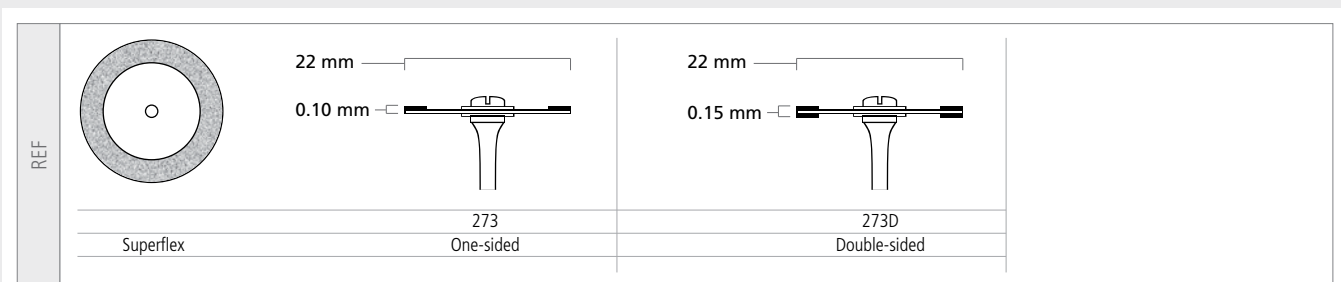
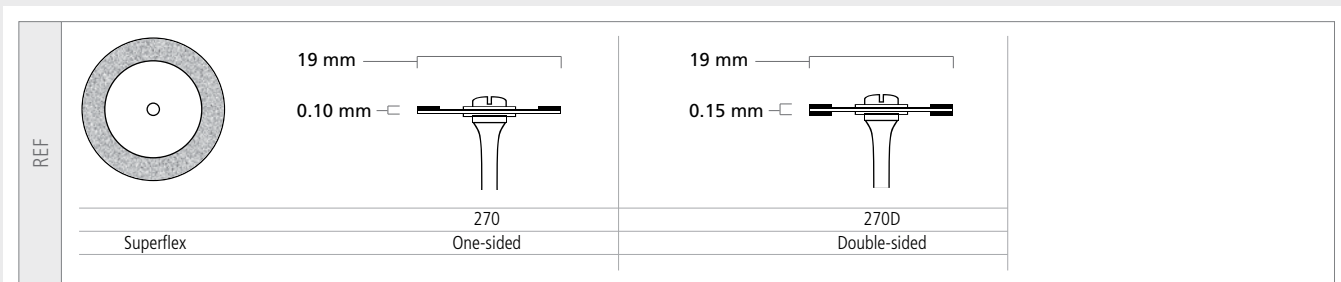


## Separation Discs

SUPERFLEX

Flexible diamond discs with fine grit diamonds for ceramic and bridges.

All separation discs are available in both mounted and dismantled version. Package content: 1 piece



# Index

## Intensiv Sets

### Conservative

■ Intensiv Cerinlay Set	6
■ Intensiv Minimal Invasiv Prep Set	7
■ Intensiv Composhape Set 1	8
■ Intensiv Composhape Set Anterior & Posterior	9
■ Intensiv Combi Prep Set: Direct Restauration	10
■ Intensiv Combi Prep Set: Controuring and Finishing Set	11
■ Intensiv Perio Set	12

### Prosthetic

■ Intensiv Guided Universal Prep Set	14
■ Intensiv Sets Direct and Indirect Anterior & Posterior	16
■ Intensiv Advanced Prep & Finishing Set for Cerec Restorations	18
■ Intensiv Universal full Crown and Porcelain Veneer Prep Set	20
■ Intensiv Tooth Caring Bur Set	21
■ Intensiv Modular Veneer Set	22
■ Intensiv Geneva Prep Set	23
■ Intensiv ZirconCut Prosthetics	24

## Shape chart Intensiv Diamond Instruments

26

### Intensiv Diamond Instruments

■ Ball	28
■ Cone, inverted	30
■ Pear	32
■ Cylinder	34
■ Flame	41
■ Tapered	44
■ Torpedo	56
■ Football	60
■ Wheel	64
■ Lenticular	65
■ Special shapes	66

## Intensiv Cutting Instruments

70

## Trays

■ Intensiv HygienicTray	73
■ Intensiv ProxoshapeTray	74
■ Intensiv Ortho-StripsTray	75
■ Intensiv InstrumentTray	76
■ Intensiv IPR Tray	77

---

## Oscillating Instruments

<b>Contra-angle</b>	
■ Intensiv Swingle	80
■ Intensiv Swingle SWISS EDITION	82
<b>Restauration</b>	
■ Intensiv Proxoshape	84
■ Intensiv Bevelshape	86

---

## Instruments for orthodontics

<b>Contra-angle</b>	
■ Intensiv Swingle	90
■ Intensiv Swingle SWISS EDITION	92
<b>Mechanical instruments</b>	
■ Intensiv Ortho-Strips System	94
■ Intensiv Ortho-Strips System, Central	96
<b>Manual instruments</b>	
■ Intensiv OS400Set01	98
■ Intensiv ApproxOpener	99
■ Intensiv IPR-DistanceControl	99
<b>Set</b>	
■ Intensiv IPR Set	100

---

## Finishing and Polishing

■ Intensiv PrepTwins	104
■ Intensiv ProxoStrip	106
■ Intensiv ProxoStrip Plus	106
■ Intensiv ProxoStrip Anterior	107
■ Intensiv ProxoContour Coarse	107
■ Intensiv ProxoPolish	108
■ Intensiv Metall Diamantstreifen Trial Kit	108
■ Intensiv UniglossPaste	109
■ Intensiv UniglossPolisher	109

---

## Specialities

■ Intensiv DiaTweezer	110
■ Intensiv PerioDiaCurette	110
■ Intensiv ApproxOpener	111
■ Complementary products: Intensiv Diakleen, Intensiv Mandrell, Intensiv Unigripp	111

---

## Intensiv Laboratory Program

■ Recommendations for Intensiv Diamond Instruments	116
■ Intensiv table structure	117
■ Intensiv code index	118

# Recommendations for Intensiv Diamond Instruments

These general information and safety recommendations described here apply as guidelines for the Intensiv Diamond Instruments. A current version of the complete instructions for all products can be found at [www.intensiv.ch](http://www.intensiv.ch)

## PRODUCT DESCRIPTION

- Stainless steel instruments with diamond coated working part
- Diamond grit-sizes: 8µm – 150µm
- Available in:
  - FG (Friction Grip) for turbine and red contra-angle
  - RA (Right Angle) for contra-angle
  - Spring shank (oscillating instruments) for reciprocating contra-angle.

## INTENDED USE AND APPLICATION DETAILS

- Abrasion of enamel and dentin as well as dental materials for reducing, contouring, finishing and/or polishing in dentistry.
- Preparation and finishing of restorations in conservative dentistry and prosthodontics. The diamond-coated strips in particular can also be used in orthodontics.

## INSTRUCTIONS FOR USE

- Application by authorised professionals such as dentists only.
- Before using the instruments, the qualified personnel should check on their own responsibility, whether the chosen instrument is suitable for the intended purpose.
- Insert instruments as deeply as possible into the chuck of the turbine or contra-angle. (Fig. 01). In the case of RA instruments, make sure that they are locked in place
- Set the handpiece at the required working speed (table below) before applying the instrument on the treated area.
- Activate water spray during the entire treatment (minimum 50 mL/min) for cooling and instruments cleaning. Ensure that there is consistent water flow.
- When using diamond instruments with a working part diameter larger than ISO 020 and longer than 10 mm and a diamond grit equal to or smaller than 50 microns, an additional cooling water supply is recommended.
- It is recommended to work under a rubber dam and to wear safety glasses as usual.
- Whenever clinically possible, use the entire length of the working part to allow for lower contact pressure and a uniform usage of the instrument (Fig. 02).
- Once the preparation has been completed, remove the instrument from the treated area and bring it to a standstill.

## MAINTENANCE AND STERILIZATION

- All Intensiv instruments are supplied non-sterile. They must be disinfected and sterilised before the first and after each use on the patient.
- Pre-clean by disinfection the instruments immediately after each usage.
- After each application on the patient, clean the instruments and remove any deposits (soft brushes, cleaning rubber Intensiv Diakleen or/and ultrasound) to maintain the abrasive performance.



- Use cleaning and disinfection solutions strictly observing the concentrations and reaction times indicated by the manufacturer.
- In case of the presence of grinding residues on the instruments it is advisable to use an ultrasonic bath, cleaning rubber Intensiv Diakleen and/or soft brush for cleaning.
- After disinfection and cleaning, inspect the instruments for residues. If necessary, repeat the disinfection/cleaning procedure.
- Visual inspection for possible damage. Disposal of oxidised, eccentric or deformed instruments and instruments with completely or partially missing diamond coating.
- Cleaning and disinfection can be also carried out using professional thermodisinfectors.
- In principle, only sufficiently device- and product-specific validated procedures should be used for cleaning/disinfection and sterilisation.
- Full cleaning, disinfection, sterilization, checking and maintenance instructions can be requested at [info@intensiv.ch](mailto:info@intensiv.ch)

## RISK WARNINGS

- Levering and tilting, excessive speed or contact pressure (table below) of rotating and oscillating instruments must be avoided as this increases the risk of instrument breakage.
- Never exceed the specified maximum speed, to avoid in rotating instruments breakage caused by the generation of powerful centrifugal forces. This occurs in particular when the diameter of the working part exceeds that of the shank (Fig. 03).
- Too much loss of the specific diamond coating can lead to local overheating when using these instruments due to insufficient abrasion.
- Avoid applying forces greater than the recommended values, as this may cause damage to the treated area as well as damage to the instrument.
- When instruments with fine grit size diamonds are used and the speed/pressure is too high, the treated zone may overheat due to insufficient abrasion.
- The use of instruments with diamonds that are too coarse in relation to the treatment target can lead to overtreatment.
- In order to guarantee the traceability of the instruments, it is necessary to keep the packaging with lot number during the entire period of use of the instruments.

### Rotating Instruments FG

ISO Ø 1/10 mm	Speed min. -1 Speed range with water spray minimum 50 ml/min.	Grit 8-50 µm	Grit 60-106 µm	Grit 125-150 µm
006	Max 150.000	Contact pressure as light as possible, recommended load max 10g	Contact pressure as light as possible, recommended load max 20g	Contact pressure as light as possible, recommended load max 40g
↓	↓	↓	↓	↓
055	Max 20.000	Contact pressure as light as possible, recommended load max 50g	Contact pressure as light as possible, recommended load max 80g	Contact pressure as light as possible, recommended load max 160g

### Rotating Instruments RA

ISO Ø 1/10 mm	Speed min. -1 Speed range with water spray minimum 50 ml/min.	Grit 8-50 µm	Grit 60-106 µm	Grit 125-150 µm
007	Max 40.000	Contact pressure as light as possible, recommended load max 10g	Contact pressure as light as possible, recommended load max 20g	Contact pressure as light as possible, recommended load max 40g
↓		↓	↓	↓
036		Contact pressure as light as possible, recommended load max 45g	Contact pressure as light as possible, recommended load max 70g	Contact pressure as light as possible, recommended load max 145g

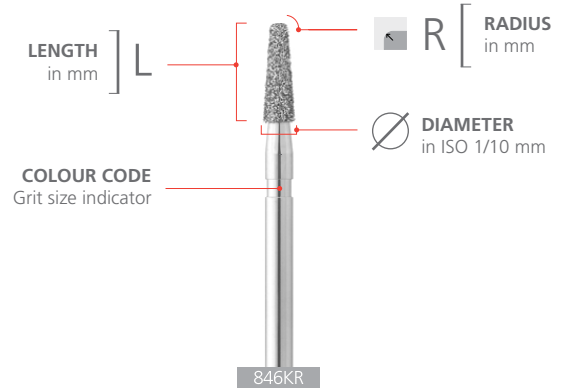
### Oscillating instruments - files and strips

Instrument	Speed min. -1 Speed range with water spray minimum 50 ml/min.	Grit 8-125 µm
Proxoshape	Speed range with water spray min. 50 ml/min.	Contact pressure as light as possible, recommended load max 50g
Ortho-Strips	Max 40'000 RPM, contra-angle green ring, 2:1, 20'000 oscillating movements/minute	Contact pressure as light as possible, recommended load max 100g

# Intensiv table structure

Intensiv article numbers and colour coding of the grit size

Colour code	Micron		Description
544	150 µm	125 µm	Super coarse
534	125 µm	106 µm*	Coarse
524	106 µm	60/80/90 µm*	Standard
524	80 µm		Medium
524	60 µm		Medium
514	50 µm		Golden Burs GB
514	40 µm		Fine
514	25 µm		Fine
504	15 µm		Extra fine
494	8 µm		Ultra fine



\*Depending on the shape and size of the instruments, the grit size may differ from the specified value.

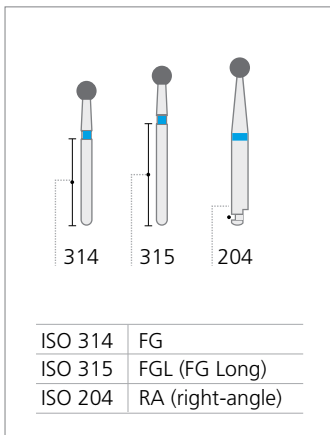
## TAPERED 846KR • Rounded edge



FG • ISO 314	R 0.28 L 6.0 ∅ 012	R 0.28 L 6.0 ∅ 014	R 0.20 L 6.0 ∅ 014	R 0.28 L 6.0 ∅ 014	R 0.20 L 6.0 ∅ 015	R 0.28 L 6.0 ∅ 015	R 0.20 L 6.0 ∅ 016	RA • ISO 204	R 0.16 L 6.0 ∅ 017
	FG 1040	FG 3425	FG 5417R	FG 8425	FG 4417R	FG 425CB	FG 417RC FG 417R FG 8417R		RA 3113R

Intensiv article number

### Shank type



### Definition of the shape

The tables are divided into shape groups: ball, inverted cone, pear, cylinder, flame, cone, torpedo, football, wheel, lenticular, special shapes. See shapes chart on pages 27-28

### Symbols of indications

	Cavity preparation		Crown separation		Prophylaxis
	Amalgam removal		Crown preparation		Orthodontics
	Root planing		Finishing of the filling		















