

A-PRF™

CLOT MEMBRANE

S-PRF™

STICKY BONE

i-PRF™+

INJECTABLE



The Process for PRF Systems

Starter System: PRF-STARTERKIT

Includes: Centrifuge, PRF-BCK, PRF-IS (See Below)

Professional System: PRF-PROKIT

Includes: Centrifuge, PRF-BCK, **2 x** PRF-IS (See Below)

Blood Collection Kit: PRF-BCK

Includes items below

Reusable tourniquet -----	PRF-TORNIQUET
Blood collection butterflies 21G (24/box) -----	PRF-PRVT
Red-top collection tubes (100/box) -----	PRF-A-PRF+
Green-top collection tubes (24/box) -----	PRF-S-PRF
PomCol Butterfly cooling system -----	PRF-PomCol

PRF Instrument Set: PRF-IS

Includes items below

MK2 A-PRF™ BOX -----	PRF-PRFBOXMK2
PolySteribox™ sterilization cassette -----	PRF-STERIBOX
PolySteribox™ silicon bed -----	PRF-BED
Curved goldman fox PRF scissors, TC -----	PRF-CSX
PRF forceps straight -----	PRF-FORCEPS
PRF forceps giraffe -----	PRF-GIRAFE
Double ended graft spoon -----	PRF-D.SPOON
Large graft packer -----	PRF-BIGCOMPACT
Small graft packer -----	PRF-SMALLCOMPACT
PRF pad -----	PRF-PAD
Rectangular PRF tray -----	PRF-TRAY
PRF bowl -----	PRF-BOWL
PRF mini tray -----	PRF-MINITRAY
Test tube rack -----	PRF-TUBEHOLDER
Membrane tray -----	PRF-MEMTRAY
PomPac tube cooling system -----	PRF-PomPac



DUO QUATTRO CENTRIFUGE



The DUO Quattro centrifuge is designed with 6 easy to use pre-programmed settings. These settings allow you to select the appropriate spin protocol depending on the needs of your patient. A 7th setting is also provided which allows clinicians to alter spin speeds and cycle time. The design of the DUO Quattro limits vibration which decreases fibrin decay.

BLOOD COLLECTION



The selection of blood collection tube material is dependant on the type of PRF that you wish to create. Red top glass tubes are used to create A-PRF™ fibrin clots, whereas the green top plastic vials are used to create S-PRF™ plasma. Both green and red tubes can be used with the blood collection needle set provided. Both tubes are used with the PomPac™ and PomCol™ to achieve larger clots and more optimal clotting times. A series of videos on our website outline these procedures (www.dit-usa.com).

PROCESSING & INSTRUMENTATION



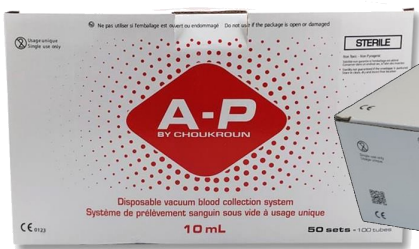
The instruments provided in the Process for PRF system allow for the manipulation and transportation of PRF fibrin clots. Included in the kit is the newly redesigned A-PRF MK2 BOX; a stainless steel container which allows for the pressing of fibrin clots into various forms. The MK2 BOX allows clinicians to produce A-PRF membranes, A-PRF plugs, as well as S-PRF plasma membranes.

Also included in the kit are a series of hand instruments which provide clinicians with the ability to easily modify and transport fibrin membranes. Stainless steel bowls and a tray are included in the kit which gives clinicians a sterile working surface to modify fibrin clots and mix grafting materials. These instruments provide clinicians with all of the tooling needed to process both A-PRF™ and S-PRF™ easily and predictably.

STERILIZATION & INSTRUMENT CARE



The instruments provided by the Process for PRF system can be easily transported and sterilized in the PolySteribox. This cassette has a unique PTFE filter which allows the box to be sterilized outside of a sterile pack. Once sterilized, the PolySteribox filters will keep the contents inside the box sterile for several weeks. Due to its semi-transparent material, the contents of the PolySteribox are visible and can be examined without opening the box. Sterilization seals indicate if the box has already been sterilized. Maintenance of the PolySteribox is simple, with only basic visual checks needed. This cassette allows you to both store and sterilize all of the instrumentation provided in the Process for PRF system.



A-PRF



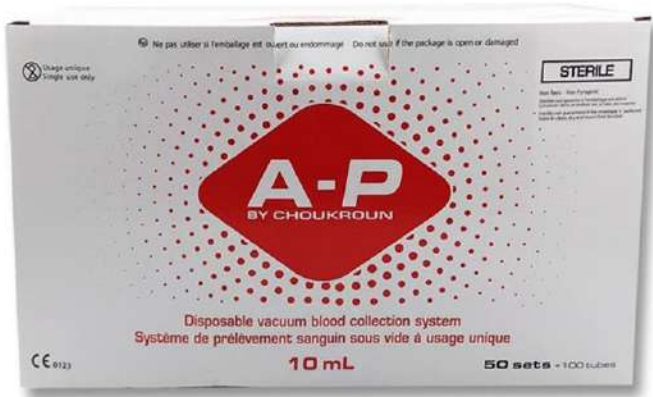
i-PRF



S-PRF



VACUETTE



A-PRF



S-PRF



I-PRF



21G BUTTERFLY NEEDLE BLOOD COLLECTION SET



MEMBRANE, CLOT, PLUG

A-PRF 10mL tubes
Medical device Class IIa.

Box of 100 tubes
CE 0425

Made in EUROPE



STICKY BONE

S-PRF 10mL tubes
Medical device Class IIa.

Box of 24 tubes
CE 0425

Made in EUROPE











RESERVED FOR USE : Aesthetics and Orthopedics

I-PRF tubes 13mL
Medical device 25 tubes

CE 0425

Made in EUROPE

<h2>3 tubes are now available :</h2>		A-PRF 12 / DUO / Quattro 	
 <p>A-PRF™ Red tubes</p>	Clots Membranes Plugs	1300rpm - 14min	
 <p>S-PRF™ Green tubes</p>	Sticky bone Big membranes	1300rpm - 14min	
	PRF Liquid Injectable <small>(S-PRF green tubes replace i-PRF orange tubes)</small>	 <p>i-PRF (women)</p>	700 rpm - 3 min
		 <p>i-PRF^M (men)</p>	700 rpm - 4 min
 <p>i-PRF™+ Purple tubes</p>	ONLY for use in aesthetics and orthopedics	 <p>i-PRF™+ (women)</p>	700 rpm - 5 min
		 <p>i-PRF™+^M (men)</p>	700 rpm - 6 min