



**microcopy**

**INTERNATIONAL  
PRODUCT CATALOG**

# The History of Rewarded Innovations

2020 NEOSHINE® 

2018 PROXI-CHEK®

2014 NEODRYS® PINK

2013 BITE-CHEK®

2010 NEOBURR® 

2005 NEODRYS®

1989 NEODIAMOND® 



1971 INSTA-NEG® & INSTA-FIX®







NEODRYS®

# NEODRYS®

Stop wasting money on pads and rolls that either fall apart or get saturated quickly.  
When you add up the reduction in botched procedures and wasted time - **NEODRYS cost less!**



## Absorb

- Super absorbent core—out performs messy cotton rolls and other absorbent pads.
- No messy leaks, even with the core fully saturated.

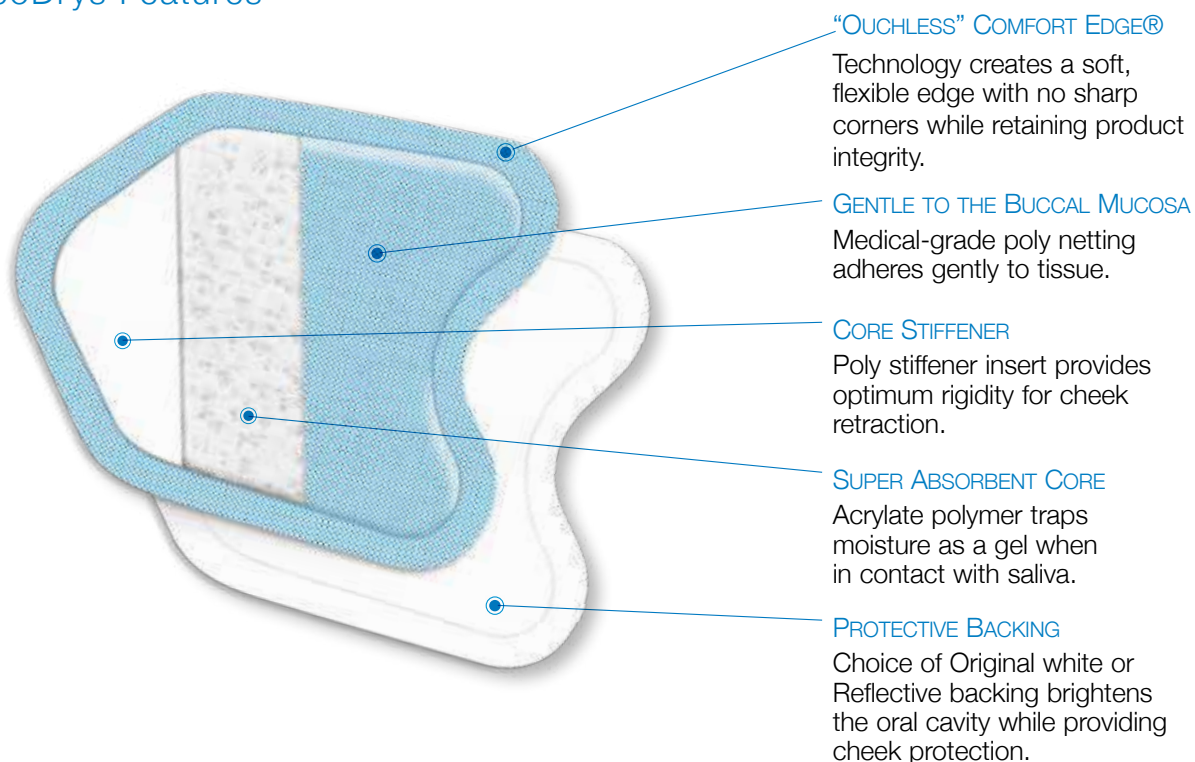
## Protect

- Protects procedures from moisture contamination from the parotid gland for up to 15 minutes.
- Stays in place yet removes easily with water spray.
- Protective backing plus poly stiffener provide cheek retraction and protection.

## Reflect

- Choice of Original white or Reflective backing brightens the oral cavity, while retracting the cheek for an improved view.

## NeoDrys Features



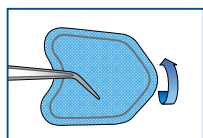
Patents:  
US7425664  
EP1676552

## Method of Application

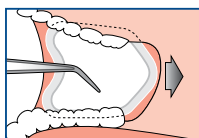
Select NEODRYS size which adequately covers the buccal mucosa. Insert as shown with color side against cheek and point to back of mouth. In a few seconds, NEODRYS will begin to adhere to the tissue and stay in place.

Important: To remove without irritating tissue, release adhesion with ample water spray to the buccal side of the NEODRYS.

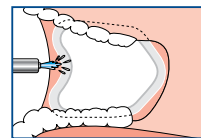
Color to Cheek



Point to Back



Spray to Release



## ABSORB, PROTECT & REFLECT

Easier & More Effective Treatments.

- Sealants
- Composites
- Cementation
- Impressions
- Occlusion Marking
- Orthodontics
- CAD/CAM Prep
- Amalgam Preps
- Crown & Bridge
- Laser Dentistry
- Fluoride Applications
- Core Buildups

## Color-Coded Sizes

NEODRYS are color coded for quick identification. Available in two sizes: Large (blue) and Small (yellow). Packaged in convenient, easy-to-handle packs of 50.



## Choice of Backing

Available in Reflective light-enhancing, mirror-like finish or original white backing.

### White Backing



50 per pack

Order No.

**DYS** - Small (Yellow)  
**DYL** - Large (Blue)

### Reflective Backing



50 per pack

Order No.

**DYRS** - Small (Yellow)  
**DYRL** - Large (Blue)

ORIGINAL

# FLAPS®


Cushioned Bite Tabs



ORIGINAL




LONG

 microcopy



## FLAPS®

Cushioned Bite Tabs  
For X-Ray Digital Sensor & Film



100% Latex Free  
Soft Polyethylene Foam.  
MADE IN THE USA

### INSTRUCTIONS:



All instructions at [mcifu.com](http://mcifu.com).

1. Stick FLAPS on the image side of the x-ray sensor or film. Flaps will adhere to the plastic.

Required: snug-fitting sensor sheaths!

2. Position the x-ray sensor or film and instruct the patient to bite the FLAPS.
3. Ask for a raise because you've just upped your x-ray taking game.



Perfect for horizontal or vertical bitewings.



Excellent for any peniapical x-ray, using either the parallel or bisecting angle technique.

# FLAPS®

### Simple as that!

Self-sticking foam tabs attach quickly and are easy to position.

### We're on point

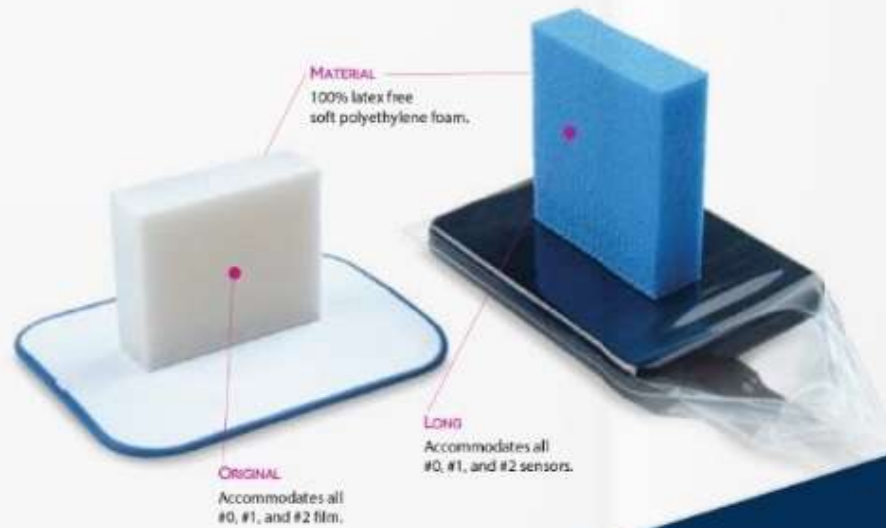
Cushioned tab holds film or sensor securely, allows full occlusion and provides visual reference for accurate placement and alignment.

### Tooth pillows?

Soft cushioning without hard surfaces, provides the ultimate in comfort and small size reduces gagging.

### Kick 'em to curb

Use-and-toss convenience—extremely cost effective tool!



**ORIGINAL**  
Accommodates all #0, #1, and #2 film.

**LONG**  
Accommodates all #0, #1, and #2 sensors.

### PRICING

Contact your dealer for pricing.



**ORIGINAL (WHITE)**

500 per pack



**LONG (BLUE)**

375 per pack

### ORIGINAL (WHITE)



Perfect for horizontal or vertical bitewings.

### LONG (BLUE)



Excellent for any periapical x-ray, using either the parallel or bisecting angle technique.

### Instructions for Use



Single use

Multi-use

**Step 1:** Stick the Flaps on the back of the film or sensor. (See diagram).

**Step 2:** Instruct patient to position tongue against sensor and bite onto Flaps.

**Step 3:** Ask for a raise because you've just upped your x-ray taking game.

*Requires: Snug-fitting sensor sheaths!*

"Flaps are very easy, simple and fast to use. Plus, patients don't gag like they do with other devices."

Tamara Simac, DDA

### KIDS DIG US

Soft cushion keeps all patients comfortable (especially kids).





Distributed by:



3120 Moon Station Road, NW | Kennesaw, GA 30144, U.S.A.  
sales@microcopyintl.com | www.microcopyintl.com  
Made in the U.S.A.

Like and follow us on

 [Facebook.com/microcopydental](https://www.facebook.com/microcopydental)

 [Twitter.com/@microcopydental](https://twitter.com/microcopydental)

 [Instagram/@microcopydental](https://www.instagram.com/microcopydental)